

2022



ALBANIAN SECURITY BAROMETER NATIONAL SURVEY



Center
for the Study
of Democracy
and Governance



Albanian Security Barometer National Survey 2022

Author

Arjan Dyrmishi

Methodologist

Eduard Zaloshnja

Data processing

Alaattin OZDE, Albelite Design

Foreword

Stine Klapper, Director of the Friedrich-Ebert-Stiftung, Tirana Office

English language copyeditor

Maire Rowland

Graphic design

Ergys Temali

Field interviewers

Agnie Konomi, Anila Gjini, Arjana Kola, Behie Alushi, Besiana Paftali, Brian Balliu, Caush Idrizi, Clirim Shehu, Elida Balla, Elma Saraci, Emidkris Troplini, Endri Habip, Eneida Sokoli, Irena Dervishi, Irena Llambi, Irma Coku, Jorida Haznedari, Leonora Celaj, Lindita Pirani, Liljana Gjinali, Olgert Bici, Omer Halili, Qazim Palushi, Rajmonda Nushi, Sami Mecollari, Shpresa Faria, Silva Shupo, Sofije Qoshku, Sonila Prushi, Vjollca Gjini, Vjollca Behluli

Acknowledgment

This edition of the Albanian Security Barometer was made possible with the support of the Friedrich-Ebert-Stiftung, Tirana Office.

Copyright

© All rights reserved to Friedrich Ebert Stiftung (FES) and the Center for the Study of Democracy and Governance. No part of this publication may be reproduced, stored in a retrieval system, or transmitted, in any forms or by any means, electronic, mechanical, or other, without quoting Friedrich Ebert Stiftung (FES) and the Center for the Study of Democracy and Governance.

CSDG, May 2022

Disclaimer

The opinions expressed in this report do not necessarily represent the views of the Friedrich-Ebert-Stiftung (FES). The analyses presented in this report reflect only people's perceptions and are in no way a conclusive assessment of the issues under consideration.

List of Abbreviations

ASB	Albanian Security Barometer
CSDG	Center for the Study of Democracy and Governance
EU	European Union
FES	Friedrich-Ebert-Stiftung
NATO	North Atlantic Treaty Organization
NBI	National Bureau of Investigation
SPAK	Special Anti-Corruption Structure
OSCE	Organization for Security and Co-operation in Europe
UNCAC	United Nations Convention against Corruption

Table of Contents

List of Abbreviations	5
Table of Contents	6
Foreword	7
Introduction.....	9
Methodology	11
QUESTIONNAIRE	11
SAMPLING	11
DATA COLLECTION AND PROCESSING	11
DATA ANALYSIS	12
Main Findings	13
ON THREATS TO SECURITY	13
ON COLLABORATIVE SECURITY	13
ON GENDER SECURITY AND EQUALITY	14
ON CORRUPTION AND ANTICORRUPTION.....	15
Demographic Information.....	21
Security Threats.....	24
Cooperative Security	31
Gender Security and Equality	41
Corruption and Anticorruption.....	48
Annex 1 - MAP OF THE GEOGRAPHICAL DISTRIBUTION OF THE SAMPLE	72
Annex 2 - SAMPLE DISTRIBUTION ACROSS 61 MUNICIPALITIES.....	73
Annex 3 - SURVEY QUESTIONNAIRE.....	75

Foreword

The new edition of the Albanian Security Barometer is timely and highly topical. It gives us important insights into citizens' perception of security considering the dramatically changed international situation, as well as taking a closer look into some of the most important aspects of security in Albania. We believe the findings are highly relevant both for civil society and for policymakers and will be instrumental for pertinent discussions and policy development.

To conduct an informed discussion and design appropriate policies it is not enough to look at the mere statistics of security related incidents, it is necessary to consider citizens' perceptions of threats and of the provision of security as a fundamental function of the state.

These perceptions have a crucial impact on society and its development. Trust in the state, in its institutions, among citizens and ultimately in democratic processes is strongly connected to the question if citizens feel safe and if they believe the state is providing this safety.

This Security Barometer gives data on perceived external and internal threats. Due to the timing of the survey, it has been possible to include questions on new regional and global insecurities. The Russian war against Ukraine has changed the entire European security and peace order. As to be expected, the aggression has also increased the Albanian citizens' security concerns, in particular with regards to the younger generation. Consequently, the interest in international cooperation is even higher and citizens' preferences are very much in line with a multilateral orientation of the Albanian foreign and security policy. This preference for cooperation, cooperative security and multilateralism is a good sign in current times in which the previously known international order is being seriously challenged.

The Barometer also reveals important findings on the two central fields affecting the citizens' perception of security: on the one hand, concerning gender-based security threats as well as lack of equality and, on the other hand, concerning security impairments connected to corruption. Both issues demand stronger policy responses. Connections with social policy and economic empowerment of women as well as with the greater context and roots of gender injustice and inequality need to be considered in this policy discussion, as the answers in this survey underline. In terms of corruption, it is a positive development to see the approval of new institutions such as SPAK which should be considered an encouragement to continue to strengthen the independent judiciary.

This edition of the Albanian Security Barometer offers important insights that will be crucial for the work of civil society engaged in improving these central aspects of a comprehensive understanding of security of the Albanian citizens. Likewise, the findings can serve as an excellent basis for effective policy-development by decision-makers. Continuing the improvement of security provision and the citizens' perception therefore will positively influence the relations with state

institutions as well as the trust in these institutions and within society. Friedrich-Ebert-Stiftung congratulates Arjan Dymishi and his team at the Center for the Study of Democracy and Governance for their important and exceptional work.

We look forward to fruitful discussions on the matters presented.

Stine Klapper

Resident Representative

Introduction

Security is a fundamental function of the state and one of the defining aspects of any democratic and law-based society. Recent international events, such as Russia's aggression toward Ukraine and the COVID-19 pandemic, have highlighted how security issues can have wide-ranging effects on citizens. This is the fourth edition of the Albanian Security Barometer from the Center for the Study of Democracy and Governance which links security with citizens' opinions to strengthen the influence of the public opinion on both the policy-making processes in relation to security policies and security delivery.

This edition of the Albanian Security Barometer (ASB) focuses on four main themes. First, it examines public opinion on different aspects of security threats. What security concerns do Albanians have and how do different events internationally and, in the region, determine their view of safety and security? The questions seek to understand how citizens feel about broader security concerns, including Russia's war against Ukraine and the threat posed by Russia.

Secondly, the ASB focuses on aspects related to cooperative security. Cooperative security is defined as the activity among states which is aimed to lessen the likelihood of war, or its consequences should it occur, that is not directed at any specific state or group of states.¹ Cooperative security often means the joint work of the states to solve common problems and is often used as a synonym for collective security. NATO's Strategic Concept adopted at the Lisbon Summit in 2010 introduced cooperative security as a new core task, in addition to the existing collective defence and crisis management.

In terms of security architecture, NATO, OSCE, and EU in addition to the overarching UN umbrella structures in which Albania is a member or is seeking to become a member. The questions seek to understand the Albanian citizens' opinion on NATO, OSCE, EU, and UN, their role and contribution as well as the expectations that the citizens have of these organisations. The ASB includes also questions to obtain citizens' opinion on security cooperation with the countries of the Balkans as well as their opinion on Albania's standing on the international stage and their views on the future.

The other theme the ASB focuses on is gender. Gender mainstreaming has become a salient security issue and gender equity is used as a powerful indicator of economic growth and development. This barometer included questions that aim to capture the opinion of the citizens on three interrelated issues: gender security, equality, and opportunity. More specifically the questions on gender security seek to capture how secure women feel in Albania, attitudes towards gender-based violence, and the adequacy of policies to ensure security equality for men and women. As part of the overall gender mainstreaming policy pursued

¹ Mihalka, Michael. "Cooperative Security: From Theory to Practice." Cooperative Security: New Horizons for International Order (2001): 1-28.

by Albania over the last two decades, and more specifically in the framework of the UN Security Council Resolution 1325 on Women, Peace, and Security,² the number of women employed in the security sector has increased. To obtain the citizens' perspective on the effects of the implementation of these policies, they were asked about the representation of women in the police and the armed forces, the adequacy of representation, and the equality of opportunity to be employed by these institutions. Also, the questions seek to capture the opinion on the support for the participation of women in the security sector, as well as masculinity which refers to the belief that certain jobs can be performed only by men. In many societies, there is a natural or cultivated belief that women are less corrupt than men, and this puzzle has attracted the interest of development specialists.³ To find out about the opinion of the Albanian citizens' questions were also included on the propensity of women in issues of corruption and organised crime.

The fourth issue in the focus of this edition of the ASB is corruption. Given that corruption continues to plague Albanian society in general and security institutions in particular, this edition of the barometer explores the citizens' opinions on corruption trends over the years and the factors that lead to corrupt practices. Key to this is monitoring institutional responses to fighting corruption, the barometer aims to measure the public's opinion on how these institutions have responded to corruption and the level of trust citizens have in their policies.

Integrity building is an important component in the fight against corruption because it prevents corruption from happening. Integrity-building measures include the strengthening of transparency, the declaration of interests and assets by those involved in public decision-making, and the establishment of effective and trustworthy channels for reporting corruption, including whistleblowers. The vetting of judges is also a part of these integrity-building measures. Questions have been included to capture the public opinion on these aspects too.

The barometer also explores the nexus between corruption and organised crime by attempting to capture the opinion of the citizens on the influence of organised crime on political and economic life in the country. Another set of questions focuses on the opinion of the citizens on the level of engagement of the relevant institutions in the fight against corruption. In addition, the barometer has collected opinions of the citizens regarding their engagement against corruption and their opinion on the international support to combat corruption in Albania.

² UN Security Council Resolution 1325 on Women, Peace, and Security

³ Boehm, Frédéric. "Are men and women equally corrupt?" U4 Brief (2015).

Methodology

QUESTIONNAIRE

The questionnaire used for this survey is comprised of 119 multiple choice questions, of which 6 are demographic. The questionnaire includes two questions posed in sequential order on the most serious security threat and the second most serious security threat. The aim of combining the questions is data collected through questions is to collect more common choices from the same respondents (see Annex 3).

SAMPLING

A multi-layered random sample of 1110 adults was used for this survey. In the first layer, questionnaires were proportionally distributed among 61 municipalities of Albania based on their adult population (see Annex 2). In the second layer, observations were proportionately distributed among urban/suburban and rural areas within each municipality, to mirror the Albanian population distribution. Similarly, 50%-50% of gender quotas and age quotas were applied for each sublayer. Finally, geolocation points were randomly selected from the map of Albania for the interviews, according to the above sampling scheme (see Annex 1).

The purpose of this multi-layered sampling approach was to achieve an accurate geographic and demographic representation of Albania's adult population while maintaining a sampling error lower than $\pm 2.9\%$ for the full sample. This random multi-layered sampling ensures that each resident in Albania has an equal probability of being chosen to participate in the survey.

Using this sampling method, the results of the survey reflect attitudes and perceptions of the overall adult population in Albania in the most realistic way. The margin of statistical error for the male and female portion of the sample is calculated at $\pm 4.1\%$, $\pm 3.9\%$ for the urban representation of the sample, and at $\pm 4.4\%$ for the rural and suburban.

DATA COLLECTION AND PROCESSING

This survey was conducted through face-to-face interviews, according to the above sampling plan. Before starting fieldwork, the 30 interviewers were trained by the project management team.

The fieldwork for collecting the data was conducted between 24 March and 2 April 2022. The answers of the interviewees were entered directly by the

interviewers on smartphones and were transmitted instantly to the central server through a special, purpose-built software program by the project's IT specialist.

The time and location of each interview were recorded automatically. This information was used daily by the statistics director to ensure that the interviews were conducted in accordance with the predetermined sampling plan and methodological instructions.

At the end of fieldwork, a general quality control check of the interview data collected on the server was conducted. Prior to data analysis, the sample was reweighted to reflect the proportional Albanian age distribution as reported by the Institute of Statistics. Also, the sample was reweighted politically, in order to statistically represent the percentages recorded in the last political elections. Then, the data were processed and analysed using the statistical software STATA 13.

DATA ANALYSIS

The data collected and processed were analysed by grouping answers into five main sections.

- 1) Demographic Information
- 2) Security Threats
- 3) Collaborative Security
- 4) Gender Security and Equality
- 5) Corruption and Anticorruption

The data analysis is intended to reflect the perceptions and attitudes of the citizens without attempting to interpret them, leaving thus the interpretation to the audience. The data are shown in graphs to make them more comprehensible and legible to the readers.

Main Findings


ON THREATS TO SECURITY



A large majority of citizens perceive that corruption is the most serious threat security to security for the fourth year since the barometer was first conducted in 2019.



Most of the citizens hold security concerns resulting from developments at national and international levels. A higher percentage of the citizens have such security concerns for the future of the young generation.



Most Albanian citizens think that a war between Russia and the West is possible. However, almost the same majority think that Western countries need to improve relations with Russia rather than impose more sanctions.



Albanian citizens are also split regarding the extent to which Russia's action on Ukraine poses a security threat to Albania. About half think that Russia poses a very large threat or a large threat to Albania's security. On the other hand, Russia is perceived to pose a large or very large security threat to the Balkan region by nearly two-thirds of the respondents.



Despite the increased security concerns stemming from China's growing influence in the world, most Albanian citizens do not think that China poses a security threat to Albania.

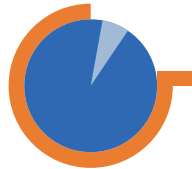


Except for Serbia, the Albanian citizens think that the other Balkan countries do not pose a security threat to Albania.

ON COLLABORATIVE SECURITY



Most Albanian citizens think that NATO OSCE and EU have a positive or very positive influence on Albania's security, and they think that the relations with these organisations will strengthen in the next 5-10 years.



Only a small fraction of the respondents think that these organisations have a negative role or that the relations with these organisations will grow weaker. However, there is comparatively a higher percentage of those who think that the EU has a negative influence and think that the relations will grow weaker.



While this may show that the number of those who see the EU as a negative contributor is higher in comparison to NATO and OSCE, most of the citizens think that Albania should give a priority to its relations with the EU.



The majority of citizens think that Albania should give top priority to its relations with the United States, followed by Germany and Turkey. However, most citizens think that currently Turkey offers Albania the best relations, followed by the USA and Germany.



Most of the citizens think that Albania needs the support of its allies to guarantee its security. The majority, but a smaller percentage also think that Albania will be more dependent on the allies to provide for its security in the next 5 to 10 years.



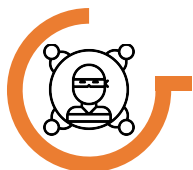
Most of the respondents think that relations between the Balkan states are currently affected by a lack of cooperation. Similarly, the majority think that Albania should develop closer cooperation with all Balkan countries.



The majority of citizens think that reconciliation and peace building in the Balkans is hampered by politicians who benefit from perpetuating conflict, followed by those who think that meddling by big powers prevents such reconciliation.



The majority also think that the security relations among the Balkan will improve over the next 5 years. A considerable majority think that greater cooperation between Albania and Serbia will lead to greater stability in the Balkans.



Organised crime is viewed by the majority as the security challenges with which Albania should cooperate more closely with countries of the Balkan region.

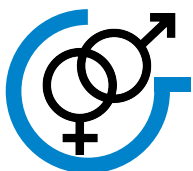


Most of the citizens think Albania doesn't have the status it deserves on the world stage. To improve its status on the world stage the majority think that Albania should focus on economic and social development, while fewer think that such status can be achieved by investing more in the security sector.

ON GENDER SECURITY AND EQUALITY



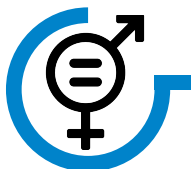
The majority of citizens think that women and girls in Albania are not as safe as men in their everyday life. They also think that domestic violence is mainly directed against women. On the other hand, the citizens are almost unanimous on the fact that violence against women is a worrisome phenomenon.



Most citizens think that there are policies and laws in place designed to provide equal security for men and women and that greater economic empowerment of women would reduce domestic violence.




A large majority of the citizens think that Albanian women are adequately represented in politics. Most of the citizens also think that women are adequately represented in the police, but less than half think so about the representation of women in the armed forces. A large majority of the citizens would like to see more women serving both in the police and the armed forces.



A large majority think that women have equal opportunities when applying to join the police service. A smaller percentage, although still the majority, think that women are adequately represented at management and leadership levels in the police service.



However, the largest majority think that men are more suitable to perform professional functions in police services. Both men and women respondents share the same opinion as no major variations are observed between the genders in the responses provided.



For the majority of the citizens, gender appears to be a factor in the propensity to engage in corruption and organised crime activities. Most of them think that women are less prone to be engaged in corruption and organised crime, although the percentage of those who think that women are equally prone as men to be engaged in corruption is higher. However, there are some differences across the gender on such propensity, as a higher percentage of male respondents think that women are the same prone as men to be engaged in corruption and organised crime.


ON CORRUPTION AND ANTICORRUPTION



The large majority of the citizens think that corruption remains a big or very big threat to Albania.



In terms of corruption trends, the majority think that in the last five years corruption has increased or significantly increased. Half of the respondents think that in the coming years' corruption will be the same.




The large majority of the citizens think that politicians and the public administration are responsible for the continuity of corruption.



Institutional weakness is viewed as the main cause of corruption by about one-third of the citizens, followed by the power of the oligarchs and the overall weakness of democracy in Albania. Most citizens also think that political parties receive funding from businesses in exchange for favours.



There is a predominant agreement that corruption has become so deeply ingrained that denouncing it will not bring any change.



The citizens are divided over the extent of corruption in the areas of employment in public institutions and procurements, but the majority think that it has increased or has remained the same over the last three years.




The majority of the citizens think that general transparency of the public institutions has remained the same over the past three years and similarly the majority think that transparency in the decision-making has not increased over the same period.



In terms of the seriousness and commitment of the institutions to fight corruption, the majority of the citizens think the government is not serious in its commitment. More citizens think that SPAK and Anticorruption Courts are serious in their commitment to fighting corruption but compared with the two, there are more citizens who think that SPAK is serious in its work.



As a means of preventing corruption in public administration, most citizens see a positive correlation with inadequate payment and agree that increasing the salaries of civil servants would contribute to reducing corruption.



The majority of the citizens agree that the digitalization of services has contributed to the reduction of corruption but still, about a third of them do not think that this process has produced the expected effects.



The citizens are divided when they are asked about the portal "Me ty Shqipëria që duam". About one-fifth say that the portal has been ineffective or very effective in reducing corruption and another one-fifth say the opposite. One-third think that it has been somewhat effective.



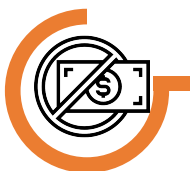
Similar results have been yielded on the opinion on whether the establishment of the State Cadastre Agency has had a positive impact on the fight against corruption in property matters. But in this case, there is a larger majority that thinks that the establishment of the State Cadastre Agency will likely have a positive impact on the fight against corruption in property matters.



Regarding the importance of contribution in the fight against corruption, over a quarter of the citizens say that SPAK plays the most important role. In terms of relevance, the majority think that the contribution of SPAK in the fight against corruption is significant. However, nearly half of the citizens say that they expect the government to play a greater role in the fight against corruption.



The large majority of the citizens agree that more awareness and education on corruption contribute to its reduction. However, although the Law on Whistleblowing and the Protection of Whistleblowers adopted in June 2016 is a key anti-corruption instrument, two-thirds of the citizens say that they don't know or have never heard of the law.



Most citizens also agree that strengthening the integrity of public institutions will reduce corruption. On the other hand, they are divided on the effectiveness of the system for the control of the assets and the conflict of interest of the public officials, which is a key integrity-building mechanism.



The citizens are also divided regarding the impact of vetting as a means to reduce corruption in the judiciary. About a third of the respondents agree that because of the vetting process there is less corruption in the judiciary, while over one-third think the opposite. Citizens are also more divided on the level of trust they have in the process of vetting judges and prosecutors.



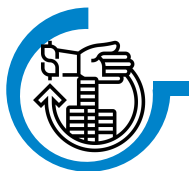
On the other hand, the majority think that vetting politicians would reduce corruption. Many more citizens think that illicit enrichment should be made a crime in the Criminal Code.



When it comes to denouncing corruption, the majority of the citizens think of the State Police, the media, and the SPAK, as the most preferred channels. However, the majority think that they are afraid that they will have negative consequences if they were to report a corruption case.



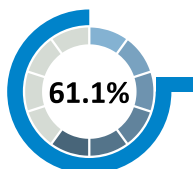
Despite the concerns about the possible negative consequences, the citizens overwhelmingly value those who report corruption. The majority also supports the option that those who report corruptive acts should be protected from retaliation.



The majority of the citizens think that public administration officials who denounce corruption are not respected and protected by the system but on the other hand, they don't agree that those public administration officials who denounce corruption should be financially compensated for such acts.



Regarding the support provided to Albania by the EU and USA to fight corruption, most of the citizens think that such a contribution is significant or very significant. However, they have divided opinions about the level of implementation of the recommendations provided to Albania by international actors. Only about a third of the respondents think that the recommendations of international institutions are being implemented, and similar percentages think that this may be possible, or recommendations are not implemented.



Regarding the link between organized crime and corruption, the large majority 61.1% think that organized crime organizations use corruption to influence political decision-making. The majority also think that organized crime influences decision-making at both the central and local government levels, but a higher percentage think so of the local government level. The majority of the citizens also think that political parties receive funding from organised crime.



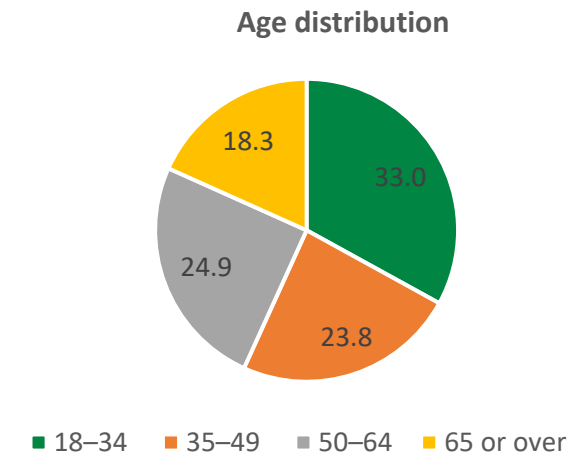
Apart from the political institutions, the majority of the citizens think that organized crime influence-decision-making of the prosecutions and the courts, but more think so about the courts.



A smaller percentage, but still the majority, think that organized crime also influences media reporting.

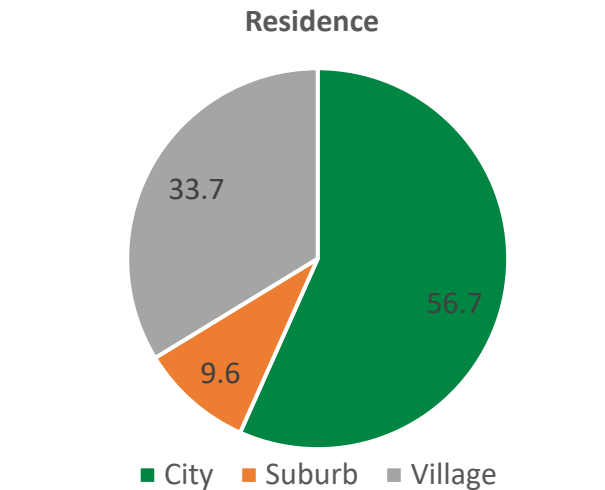
Demographic Information

The sample included 1110 respondents surveyed, of whom 50.7% were male and 49.3% female. The graph below provides the weighted distribution of the sample for the four age groups.



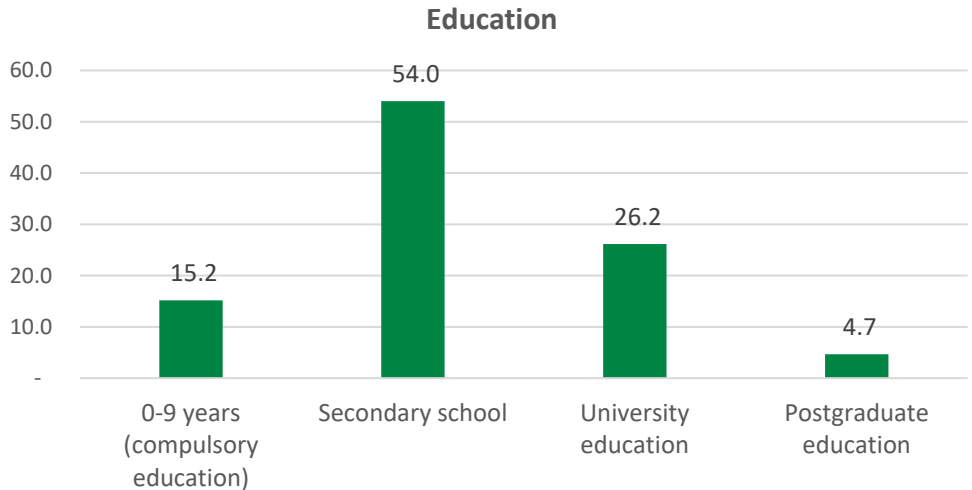
Graph 1. Age distribution of the respondents

The majority of the surveyed population reside in urban and suburban areas, 56.7%, and 9.6% respectively. More than one-third, 33.7%, of the respondents live in rural areas. No changes are observed compared to previous surveys.




Graph 2. Place of residence of the respondents

In terms of education, 54% of the respondents have completed secondary education and an aggregate of 30.9% have completed university and post-university education. Compared to previous surveys, there is an increase in the percentage of those who have received postgraduate education and a decrease in those who say that have completed only compulsory education is lower (26.5% in 2020).



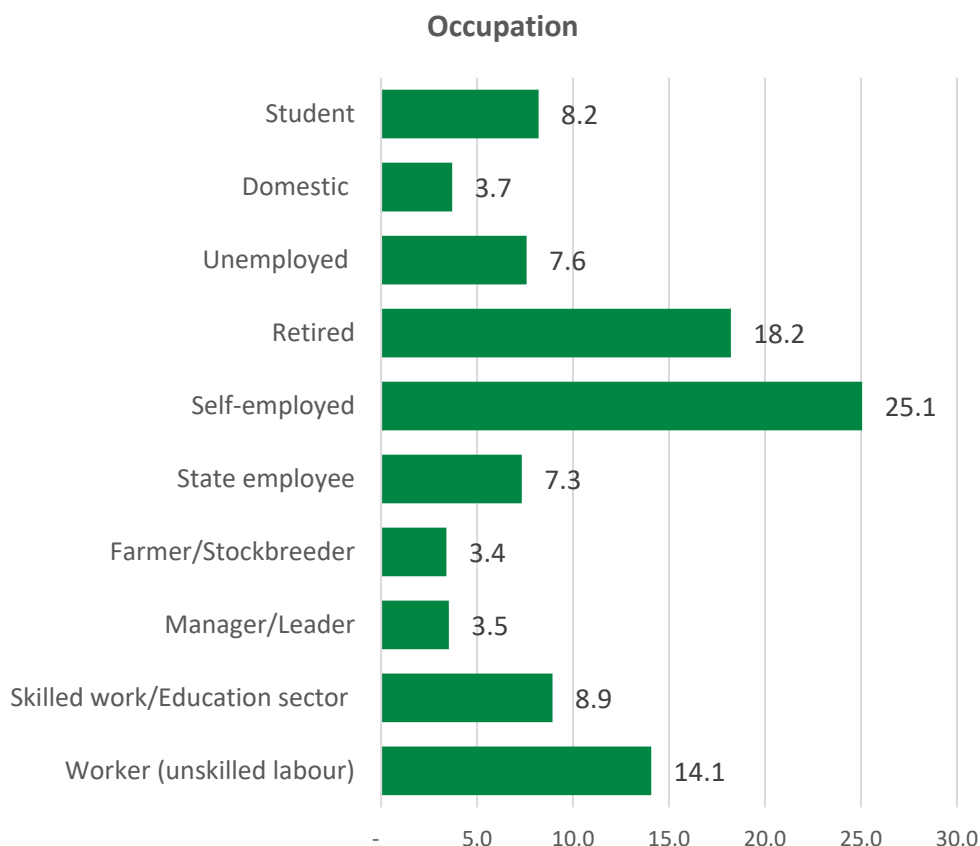
Graph 3. Education level of respondents

Regarding ethnicity, 97.7% of those surveyed are Albanian, 1% Greek, 0.5% Aromanian, 0.1% (North) Macedonians, and 0.6% belong to other ethnicities. The ethnicity of the respondents appears almost identical to the previous 2019 and 2020 surveys.



Graph 4. Ethnicity of respondents

In terms of occupation, the majority of the respondents are declared as self-employed, 25.1%, followed by 18.2%, 14.1% are unskilled labour, 8.9% are grouped as under-skilled workers and education sector, and 8.2% are students. The graph below describes the full breakdown of the respondents' occupation wise.



Graph 5. Occupation of respondents

Security Threats

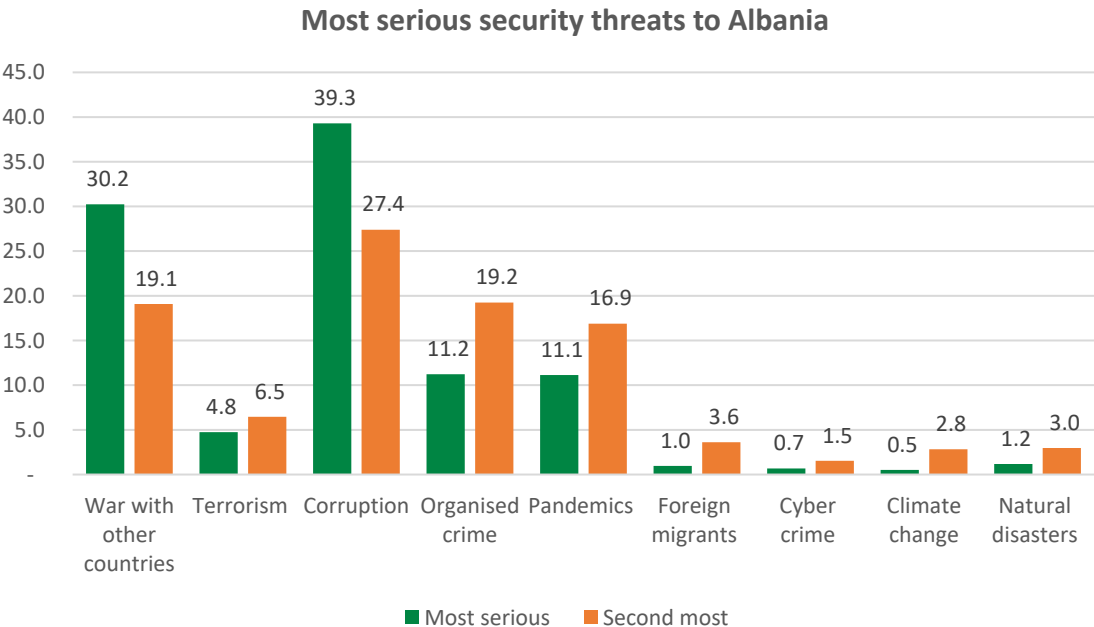
As in previous barometers, citizens were asked about their perceptions of different security threats at national and international levels. In this barometer, several questions on the war in Ukraine and increases security uncertainty stemming from Russia's posture are included.

Regarding the threats to the security of Albania, the citizens were asked two separate questions to identify the first and the second most important threat. As in the previous barometers, corruption has been identified as the most serious and second most serious security threat by most of the citizens: 39.3% think that corruption is the number one security threat, while 27.4% identified it as the second most important security threat.

30.2% of the citizens think that war with other countries is the most serious threat to security, while 19.1% identified it as the second most important security threat.

11.2% of citizens identified organised crime as the most serious security threat, with another 19.2% which think of it as the second most important threat.

A smaller percentage of the citizens view pandemics, terrorism, foreign migrants, natural disasters, climate change, and cybercrime as a threat.

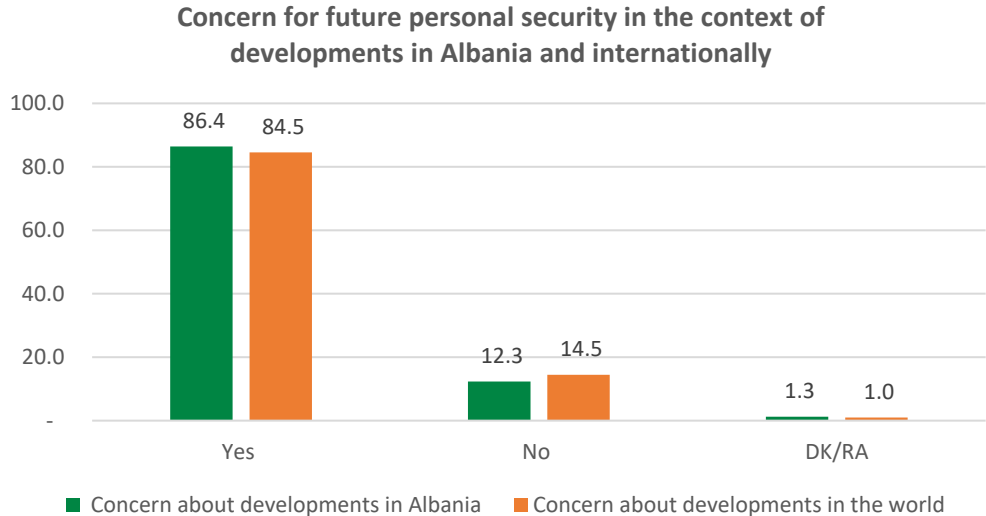


Graph 6. Most serious security threats to Albania

Given the increased prominence of security as a concern at different levels, the citizens were also asked to provide their opinion about how they feel about their future personal security in the context of developments in Albania and the world.

They were asked two questions: “Are you concerned about the latest developments in Albania for your future personal security?” and “Are you concerned about the latest developments in the world for your personal future security?”

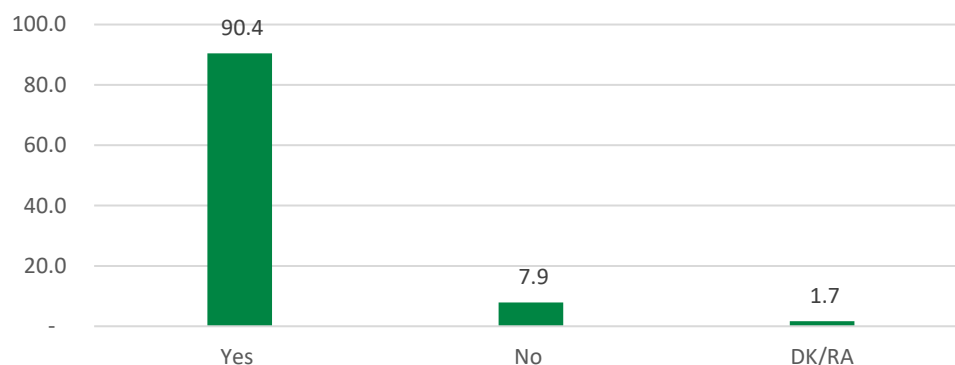
The large majority of the respondents, 86.4% say that they are concerned for their future personal security as a result of the overall developments in Albania, and slightly less but still the largest majority 84.5% are concerned for their future personal security as a result of the international developments.



Graph 7. Concern for future personal security

As a follow-up question to the concern about future personal security, in relation to developments in national and international arenas, the citizens were asked also about their perceived concern for the security of younger generations. The very large majority of respondents, 90.4% say they are concerned about the security of the younger generation. This percentage is higher than those concerned about their own security.

Do you think that the recent events in Albania and in the world can have a negative impact on the younger generations in their future lives?

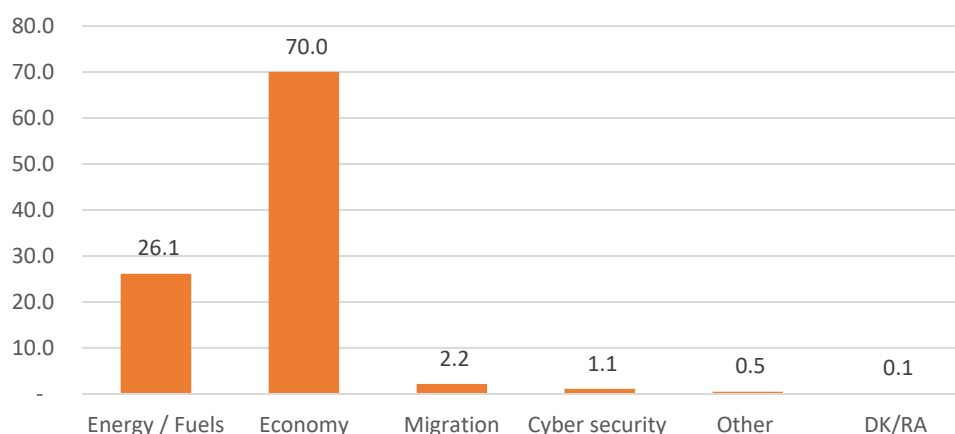


Graph 8. Concern over the future security of younger generations

The Russian invasion of Ukraine has caused multiple consequences that have upset the normality of the supply and increased uncertainty. The citizens were asked to identify which security area they think is affected.

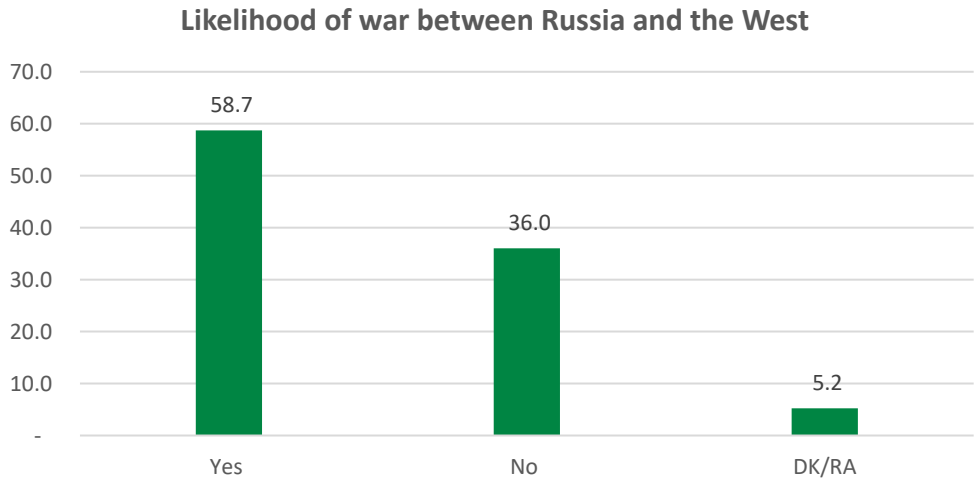
70.0% of the citizens identify the security of the economy, followed by 26.1% who identify that aggression has caused negative effects on the energy supply. A very small percentage of 2.2% think migration will be a negative consequence and 1.1% think of cyber security.

Which of these areas will be negatively affected by Russia's aggression in Ukraine?



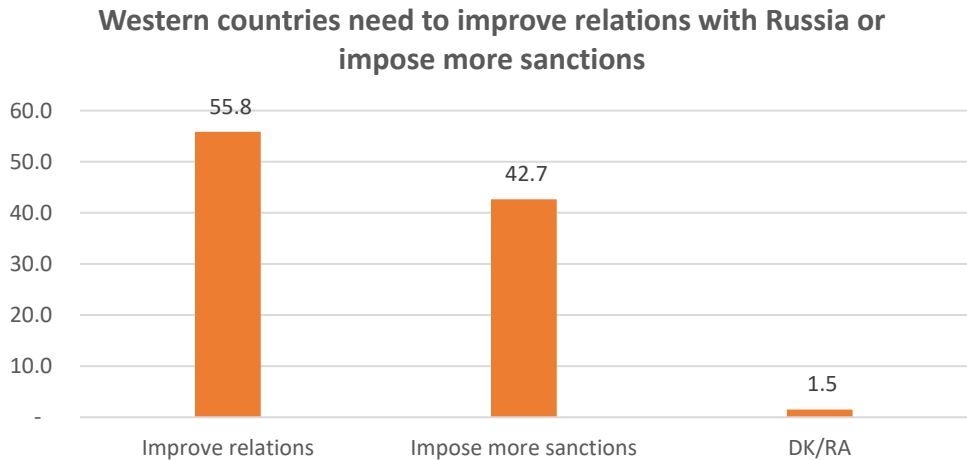
Graph 9. Areas affected by the war in Ukraine

The Russian invasion of Ukraine has raised major concerns about the potential expansion of the war to other European countries. The majority of 58.7% think that a war between Russia and the West is possible, while 36% think that the war will not expand to involve other countries.



Graph 10. Opinion on the possibility of war between Russia and the West

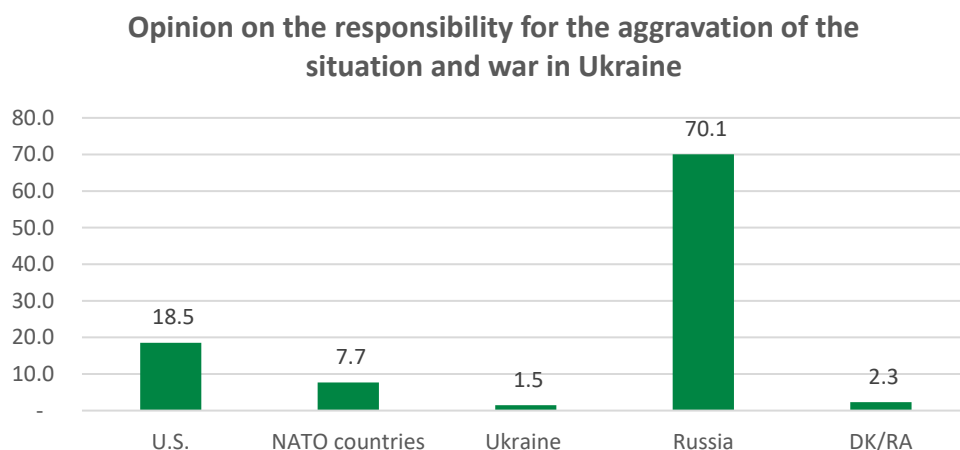
To get the opinion of the citizens regarding the approach of the Western countries towards Russia, they were asked the following question: “Do you think Western countries need to improve relations with Russia or impose more sanctions?” Their opinion is rather split, although the majority of 55.8% of the respondents think that Western countries need to improve their relations with Russia, while 42.7% are of the opinion that Western countries should impose more sanctions.



Graph 11. Opinion on whether the Western countries need to improve relations with Russia or impose more sanctions

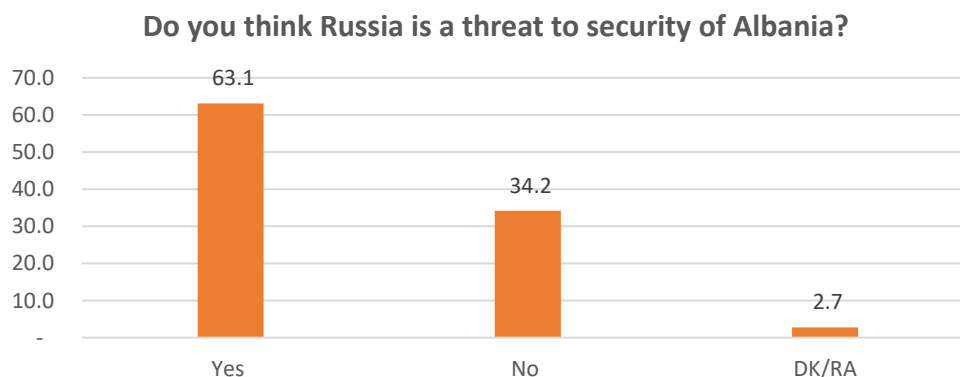
Despite the evidence that Russia's aggression in Ukraine shows blatant disregard for international law, Russia's position has been that it has been provoked by NATO and the West. To gauge the extent to which this claim is shared by the Albanian citizens, they were asked the question: "Who do you think has more responsibility for the aggravation of the situation and war in Ukraine?"

Regarding the opinion on the responsibility for the aggravation of the situation and war in Ukraine, although 70.1% of the citizens think that the responsibility of aggression lays with Russia, there is a considerable percentage that thinks that the U.S. and NATO are responsible for the aggravation of the situation and Russia's invasion in Ukraine, 18.5% and 7.7% respectively.



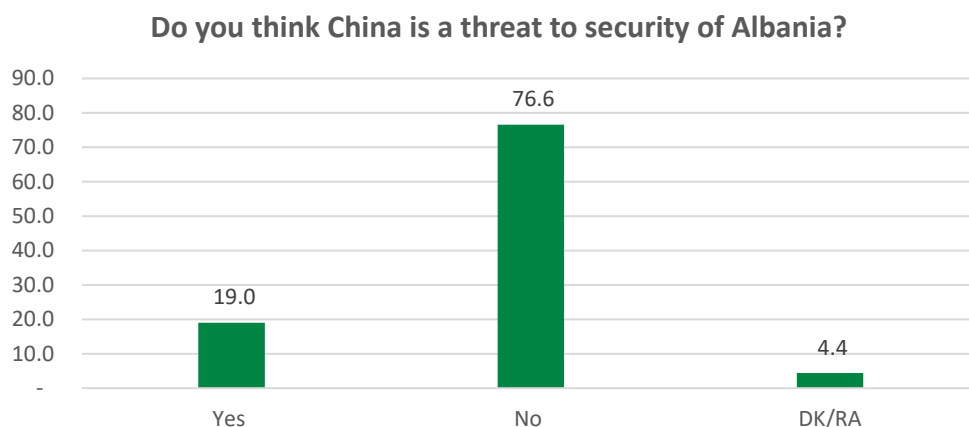
Graph 12. Opinion on future of relations with Russia

The citizens were also asked to give their opinion on the Russian threat to the security of Albania. The majority of 63.1% of respondents consider Russia as a threat to the security of Albania, but nearly one-third of them, 34.2%, think that Russia is not a threat.



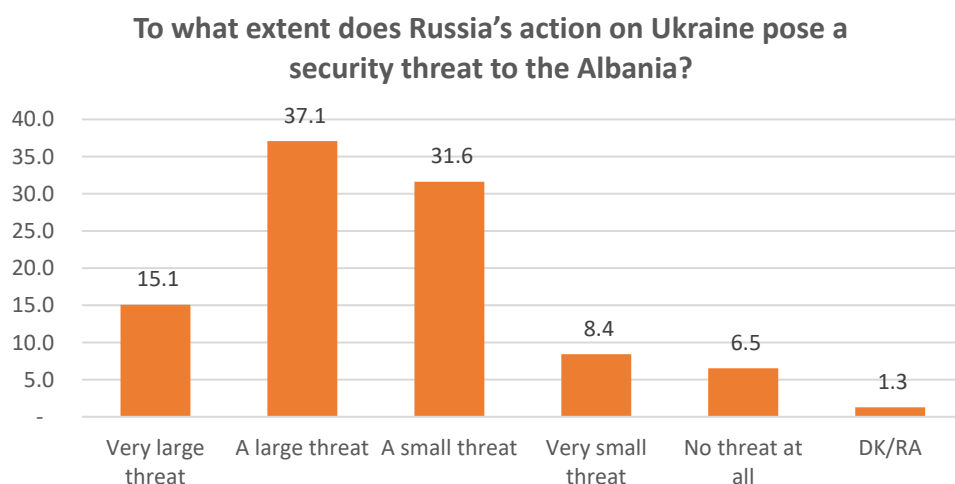
Graph 13. Opinion on the threat to Albania's security by Russia

Regarding the threat to Albania's security posed by China, only 19% think that China is a threat while two-thirds of the respondents, 76.6%, do not regard China as a source of security threat. There seems to be a consistency in terms of the perception of China by the Albanian citizens. The 2019 and 2020 Security Barometer showed an increased percentage of the citizens that viewed China positively.



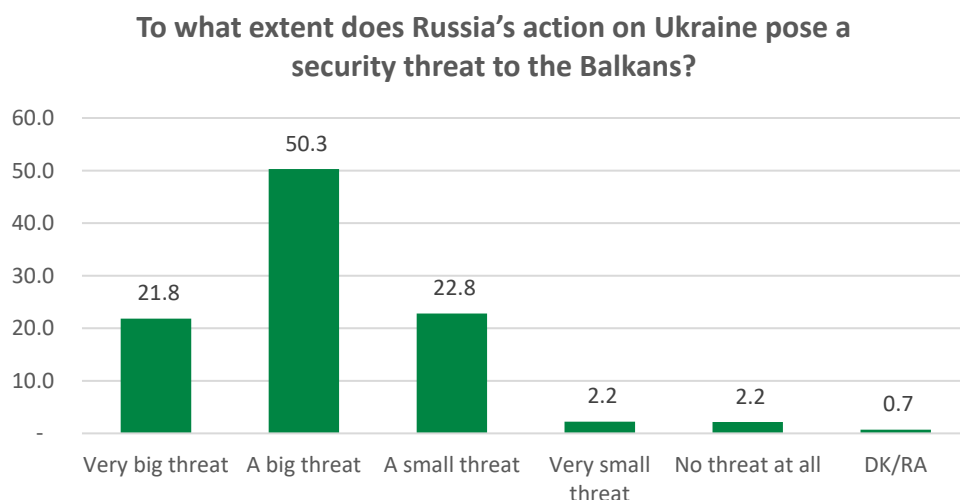
Graph 14. Opinion on the threat to Albania's security by China.

The citizens are also split about the extent to which Russia's action on Ukraine poses a security threat to Albania. Only 15.1% of the citizens think that Russia poses a very large threat and another 37.1% think that Russia poses a large threat. About 15% think that Russia's actions pose a very small or no threat at all to Albania and 31.6% think the threat is small.



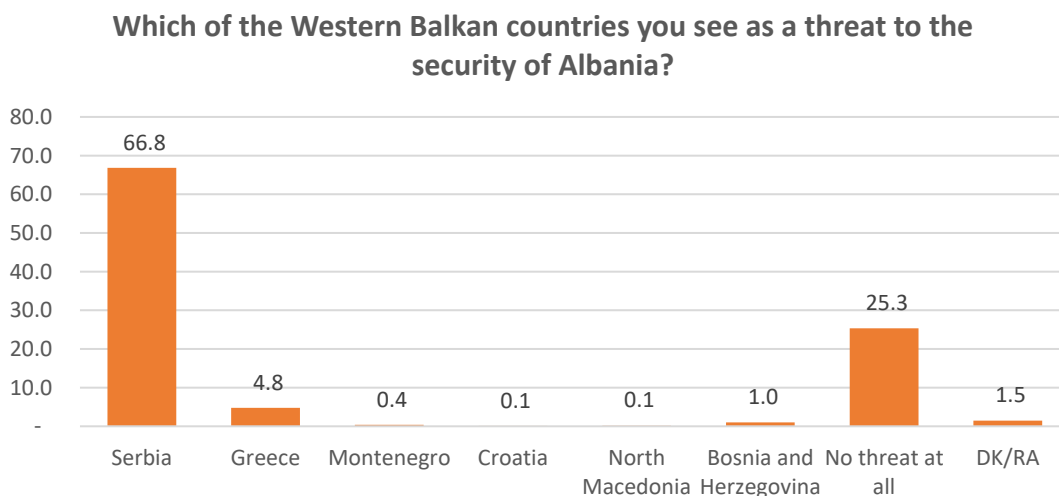
Graph 15. Opinion of Russia's action on Ukraine and the security threat to Albania.

On the other hand, Russia is perceived to pose a large or very large threat to the Balkan region by a higher percentage of the citizens, over 72%. Only 25% think that threat to the region is small or there is no threat at all.



Graph 16. Opinion on Russia's action on Ukraine and the security threat to the Balkans

Regarding the perception of threat from other Balkan countries, only Serbia is viewed to pose a security threat by a large majority of 66.8% and Greece by 4.8%. 25% of the citizens see no country in the region as a threat.

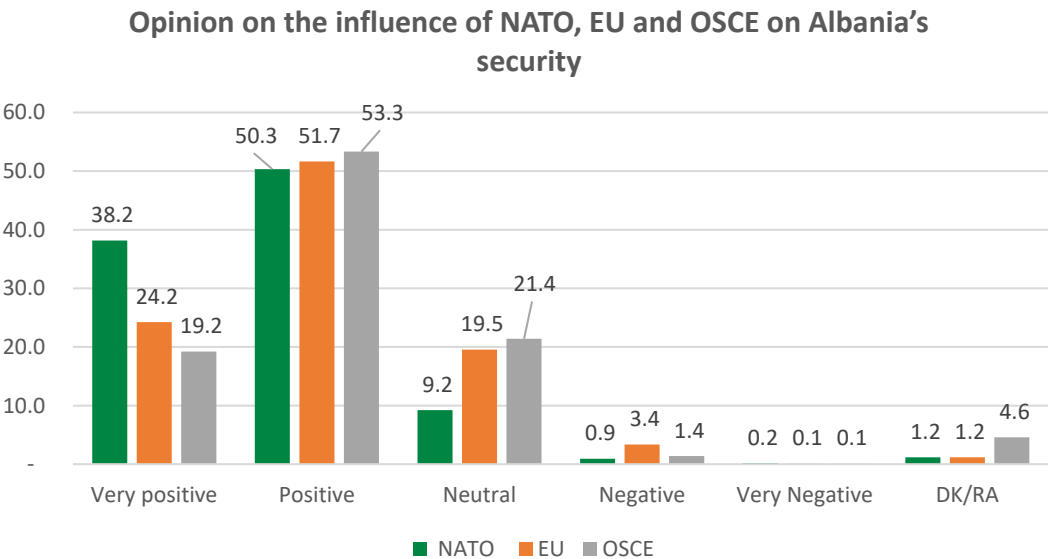


Graph 17. Opinion on the threat posed to Albania's security by Western Balkan countries

Cooperative Security

Based on this definition and assumptions about cooperative security, the citizens were asked to give their opinion about the influence on Albania's security and the expectations of NATO, OSCE, and the EU.

To the question "What is the influence of NATO OSCE, and EU on Albania's security?", most Albanian citizens think that these organisations have a positive or very positive influence. A very small percentage of the respondents think that these organisations have a negative influence. Despite being small, it is worth noting that the percentage of those that think the EU has a negative influence is nearly twice or three times higher than that of the NATO and OSCE respectively.

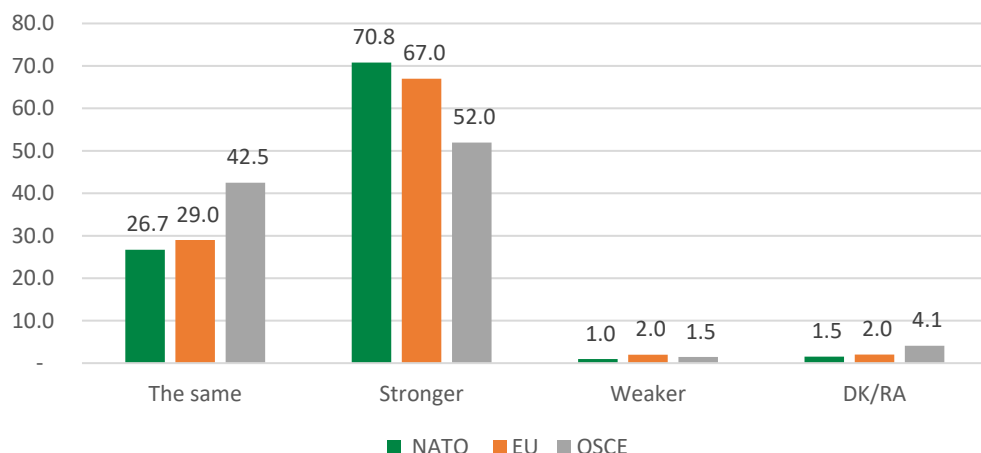


Graph 18. Opinion on the influence of NATO, EU, and OSCE on Albania's security

The citizens were also asked to give their opinion on what they think the relations with these organisations will be in the future: "How do you think Albania's relations with NATO EU and OSCE will be in the next 5-10 years?"

70% of the respondents think that relations will grow stronger with NATO in the next 5-10 years, while 67% think so about the EU and 52% of the OSCE. However, there is a considerable percentage of those who see the relations remaining at the same level, mostly with the OSCE, 42%. There are only a fraction of the respondents that think that the relations with these organisations will grow weaker, but as in the case of the results of the questions discussed on the above graph, the percentage of those that think that the relations with the EU will grow weaker is higher.

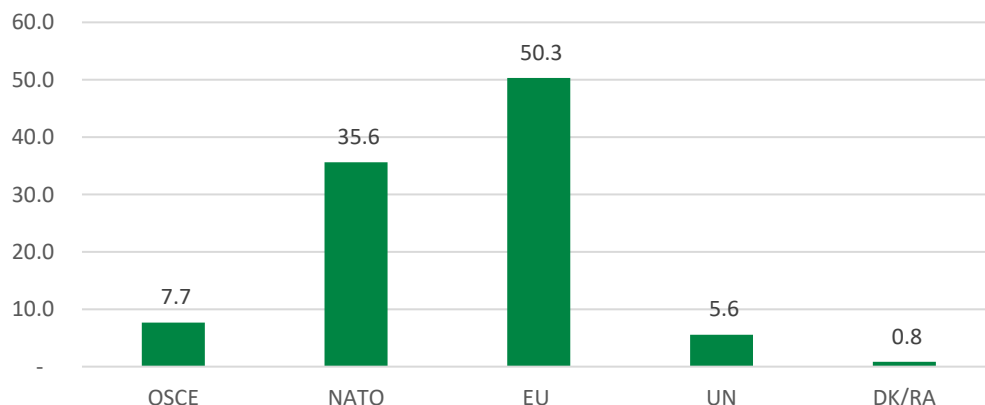
Opinion on Albania's relations with NATO, EU and OSCE in the next 5-10 years



Graph 19. Opinion on Albania's relations with NATO, EU, and OSCE in the next 5-10 years

Citizens were also asked to also tell their opinion on which of these international organisations Albania should give priority to further developing the relationship. Most of the respondents 50.3% think that Albania should prioritise relations with the EU, 35.6% with NATO, and 7.7% with OSCE.

Which of the following international organisations Albania should prioritise relations with?



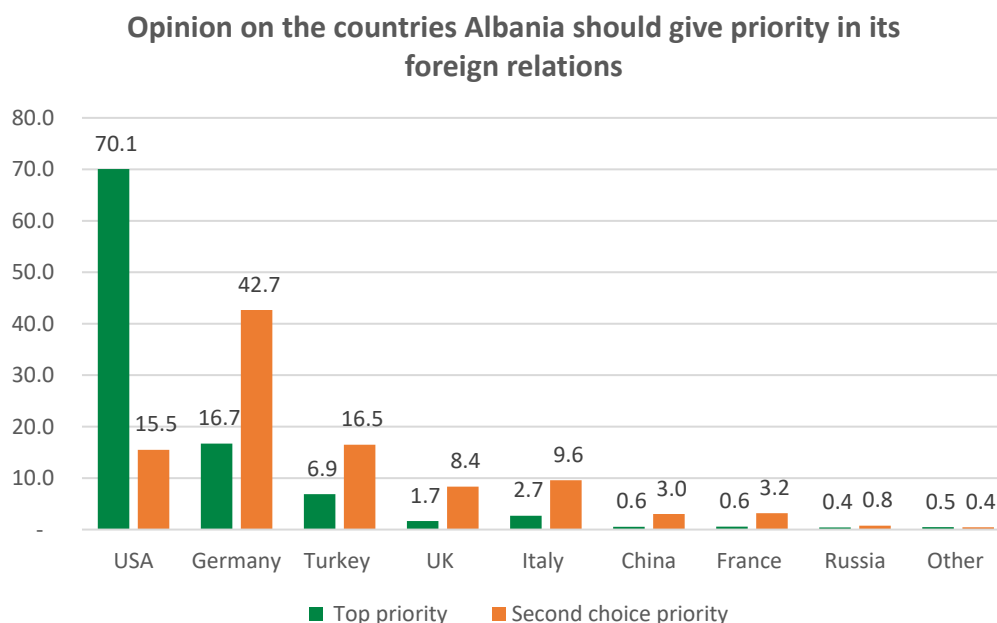
Graph 20. Priority of Albania's relations with NATO, EU, OSCE, UN

Citizens were also asked about their opinion on the countries with which Albania should give priority to further develop its relations with them. As in the model of the question with the identification of the threats to Albania's security, they were

asked to tell their opinion on the top priority country and the second priority “Which of the following countries Albania should give top priority relations?” and “Apart from the first priority country, which other countries Albania should give top priority relations?”

Most of the citizens think that Albania should give top priority to its relations with the United States, 70.1%, 16.7% say so with Germany and 6.9% with Turkey, followed by minor percentages with Italy 2.7%, and UK 1.7%.

As a second choice, 42.7% think that Albania should prioritise relations with Germany, 16.5% with Turkey, 15.5% with the USA, 9.6% with Italy, and 8.4% with the UK.



Graph 21. Countries that Albania should give priority in its foreign relations

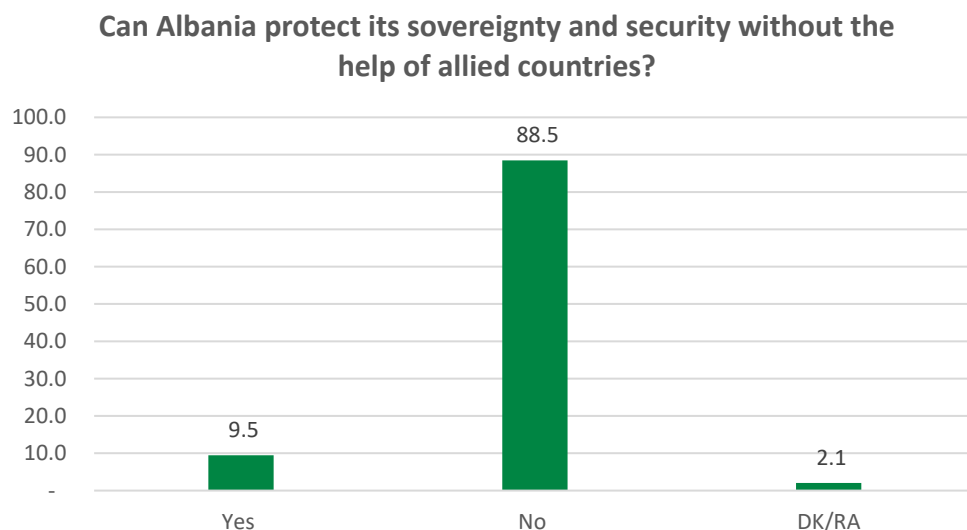
Citizens were also asked to give their opinion on which of the mentioned countries currently offers Albania the best relations. The results show that there is a gap between which country Albania should prioritize relations with and the country that offers the best relations.

Most of the respondents, 37.4%, think that at this moment Turkey offers Albania the best relations, about the same percentage, 36.4%, think that the USA does so, 15.1% say Germany, 8% say Italy, 1.8% UK and 0.8% France.



Graph 22. Opinion on which countries currently offer Albania the best relations

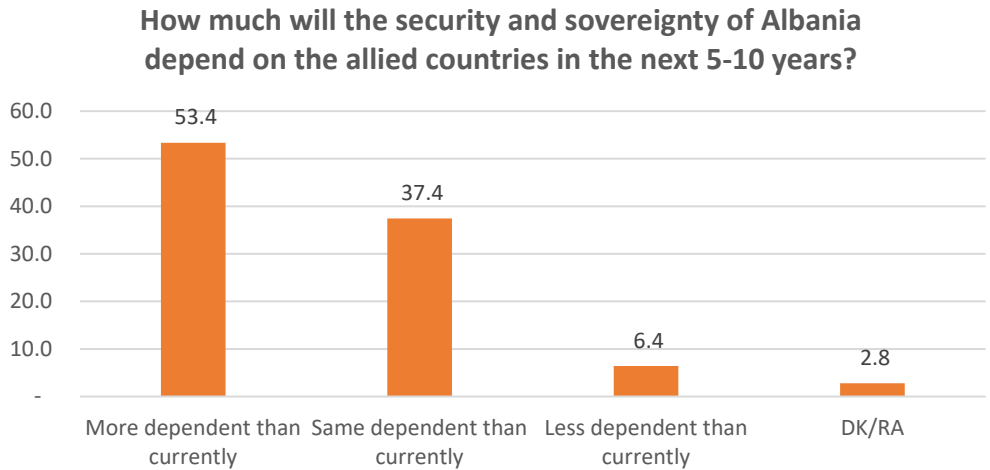
The relevance of cooperative security is also emphasized by the citizens' opinion given to the question *"Can Albania protect its sovereignty and security without the help of allied countries?"* 88.5% of the respondents think that Albania cannot guarantee its security without the support of allied countries. However, 9.5% think that Albania can protect its sovereignty on its own.



Graph 23. Opinion regarding Albania's ability to protect sovereignty on its own

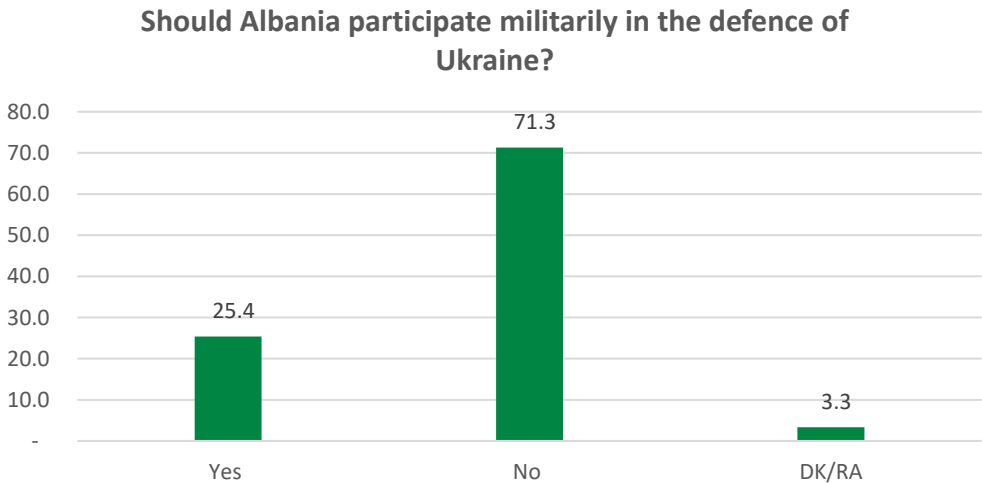
A larger majority of the citizens, 53.4%, think also that Albania will be more dependent on the allied countries in the next 5-10 years to provide for its security and another 37.4% think that Albania will be as dependent as it is

currently on such alliances. Only 6.4% think that Albania will security developments will allow it to be less dependent.



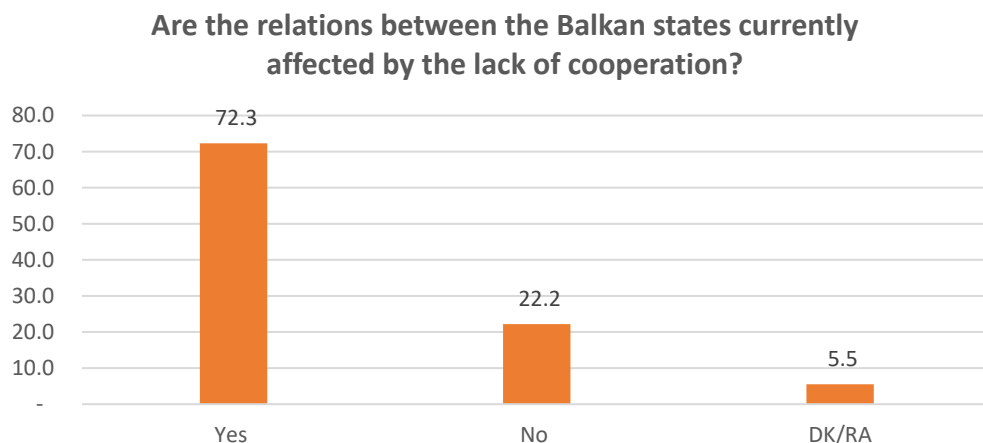
Graph 24. Opinion on Albania's security dependence on allied countries for the next 5 to 10 years

Considering the relevance of the war in Ukraine and the implications for European security, the citizens were asked to provide their opinion on whether Albania should participate militarily in the defence of Ukraine. Despite the acknowledged Russian threat to Albania's security, only 19.9% of citizens think that Albania should participate militarily in the defence of Ukraine. The majority, 71.3%, of the respondents do not support Albania's participation in the war.



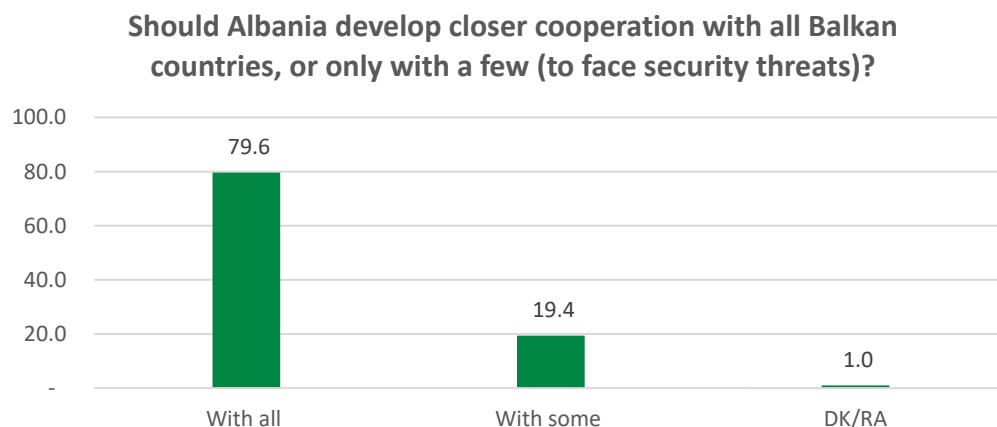
Graph 25. Opinion on whether Albania should militarily participate in the defence of Ukraine

Given the relevance of regional cooperation to the integration processes, and the impact of regional integration on the improvement of the overall security, the citizens were asked to provide their opinion on the level of cooperation between the Balkan countries. Most of the respondents, 72.3%, think that relations between the Balkan states are currently affected by the lack of cooperation. 22.2% think that there is no such problem in the region.



Graph 26. Opinion on the level of cooperation among the Balkan states

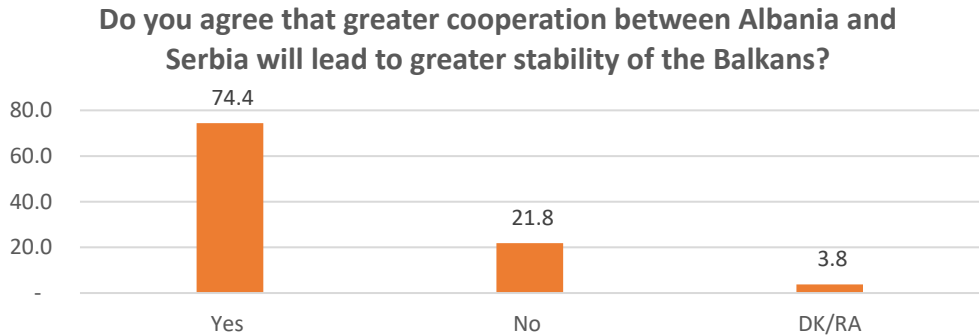
Citizens were also asked to provide their opinion on whether Albania should develop closer cooperation with all the Balkan countries, to face security threats, or should do so with some specific countries. Most of the respondents, 79.6%, think that Albania should develop closer cooperation with all Balkan countries. Only 19.4% think that cooperation should be limited to some countries.



Graph 27. Opinion on Albania's cooperation with all Balkan countries, or only with a few countries

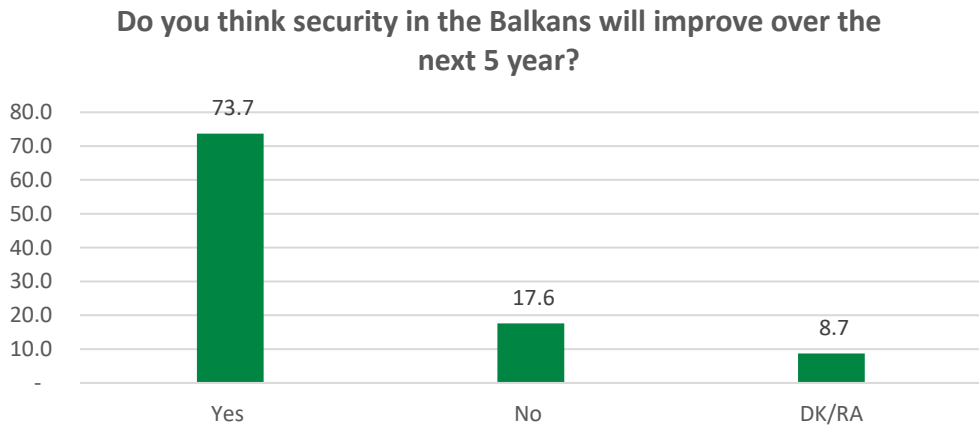
Given that security cooperation between Albania and Serbia remains the least developed, citizens were asked to provide their opinion on whether they agree that greater cooperation between Albania and Serbia will lead to greater stability in the Balkans.

Nearly two-thirds of the respondents, 74.4%, are of the opinion that the stability of the Balkans would benefit from greater cooperation between Albania and Serbia. 21.8% have a different opinion and 3.8% refused to provide an answer.



Graph 28. Opinion on greater cooperation between Albania and Serbia to lead to greater stability in the Balkans

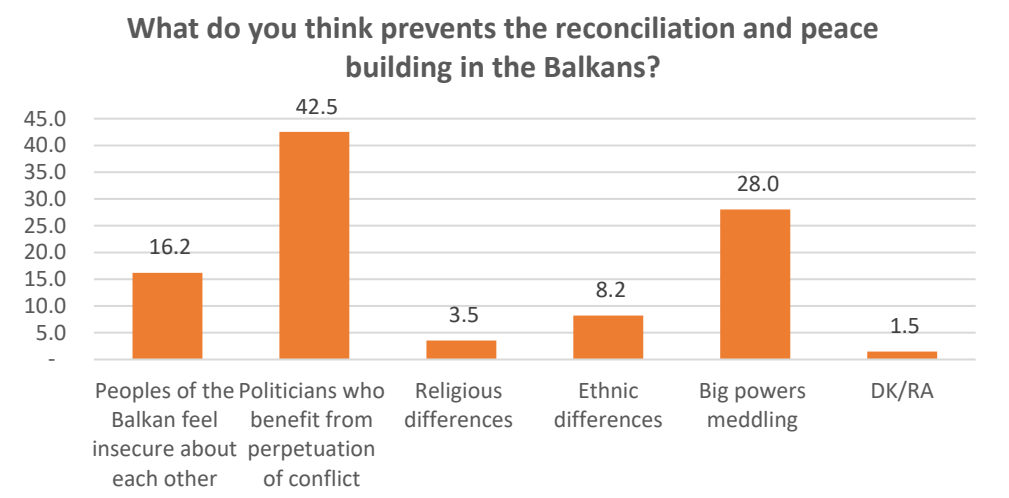
Citizens were also asked about their expectations of security in the Balkans in the next 5 years. Most of the citizens 73.7% are optimistic and think that security in the Balkans will improve, while 17.6% have a different opinion, but a considerable percentage of 8.7% did not have an opinion or refused to answer.



Graph 29. The expectation for improvement of security in the Balkans over the next 5 years

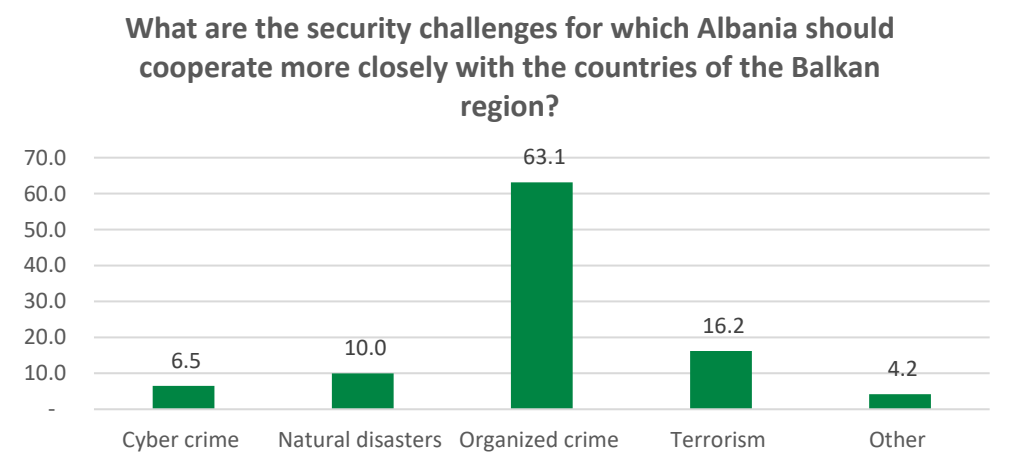
The citizens were asked to provide their opinion on what prevents reconciliation and peace building in the Balkans. Most of the respondents, 42.5%, think that

the politicians who benefit from the perpetuation of the conflict are responsible. Another 28% think that big powers meddling prevents such reconciliation and peace building. However, there are 16.2% of the respondents think that the peoples of the Balkan feel insecure about each other, and such insecurity prevents them from getting closer together.



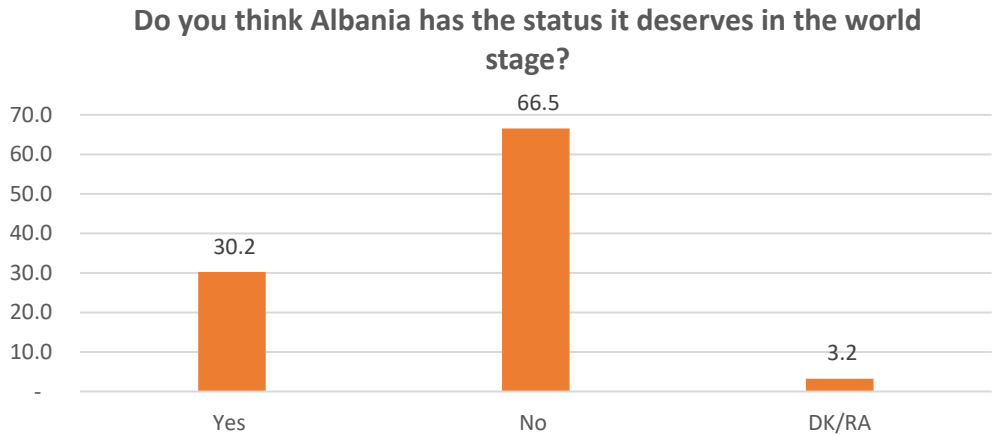
Graph 30. Opinion on the factors that impede reconciliation and peace building in the Balkans

Regarding the areas in which Albania should cooperate more closely with the Balkan countries, 63.1% think that such cooperation should be focused on combatting organized crime, 16.2% think of terrorism, 10% think of natural disasters, and 6.5% of cybercrime.



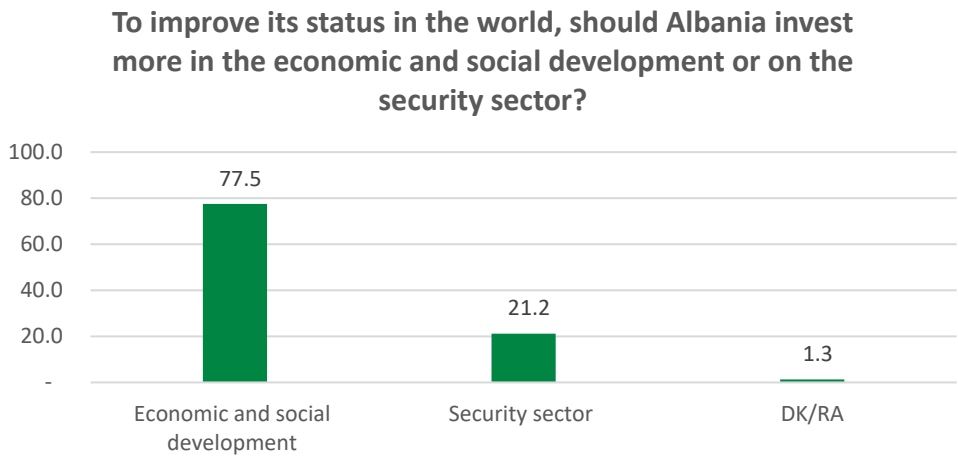
Graph 31. Opinion on the security challenges that Albania should cooperate more closely with the Balkan countries

The citizens were also asked whether they think that Albania has the status it deserves in the world. Most of the respondents, 66.5%, are not happy and think Albania should have a better status in the world agree. 30.2% think that currently, Albania has the status it deserves on the world stage.



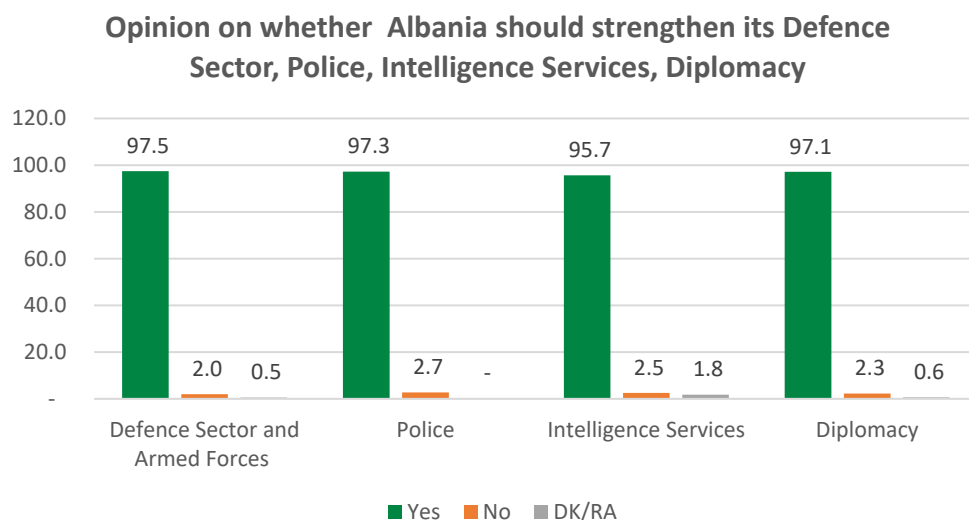
Graph 32. Opinion on Albania's status on the world stage

In order to improve its status on the world stage, 77.5% of the citizens think that Albania should focus on economic and social development while 21.2% think that such status can be achieved by investing more in the security sector.



Graph 33. Opinion on ways to improve Albania's status on the world stage

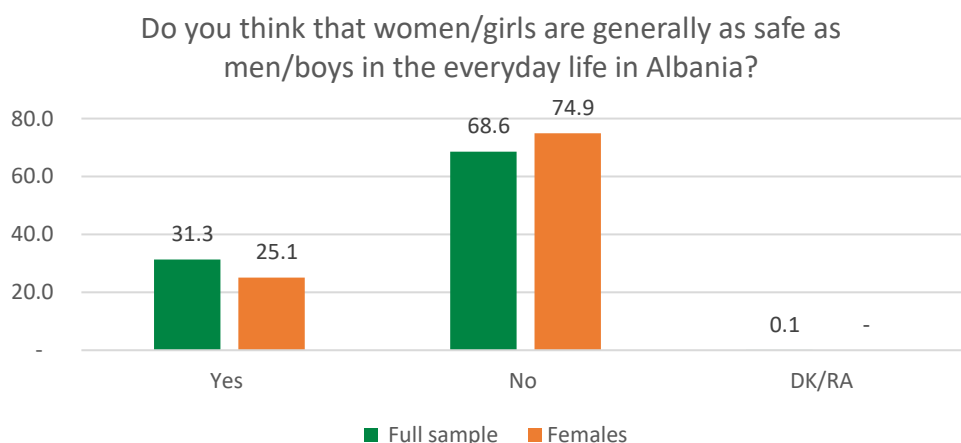
However, there is almost unanimity that Albania should do more to strengthen its Defence and Armed Forces (97.5%), Police (97.3%), Intelligence (95.7%), and Diplomacy (97.1%).



Graph 34. Opinion on whether Albania should strengthen its Defence Sector, Police, Intelligence Services, and Diplomacy

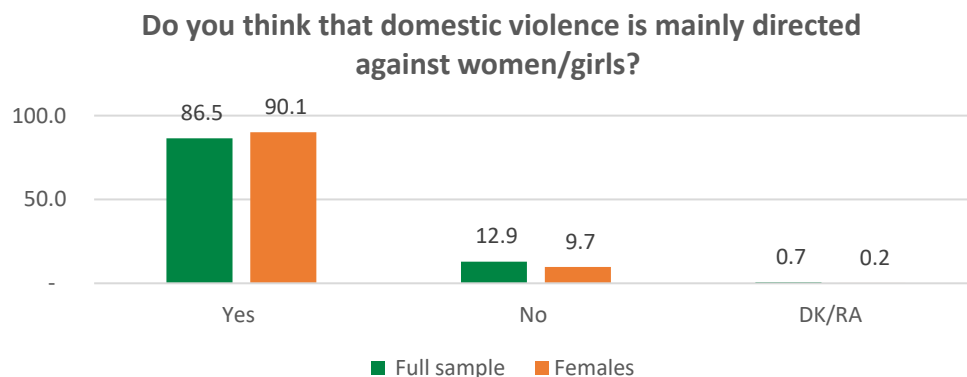
Gender Security and Equality

Regarding the security of women in society, most of the citizens, 68.7%, think that women are less secure than men in Albania. The percentage of women who have such an opinion is higher, 74.9%.



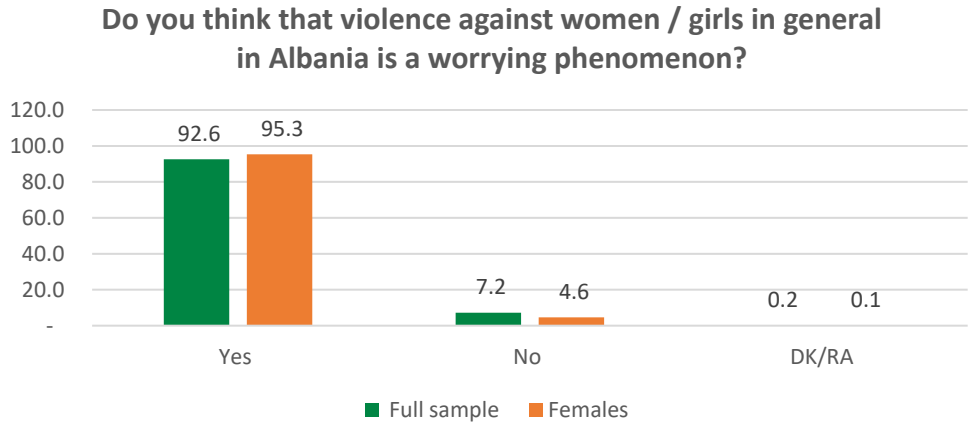
Graph 35. Opinion regarding the women's security in their daily lives in Albania

A larger majority of the citizens also agree that domestic violence is mainly directed against women, 86.5% and same as above the percentage of women respondents who think so is higher, 90.1%.



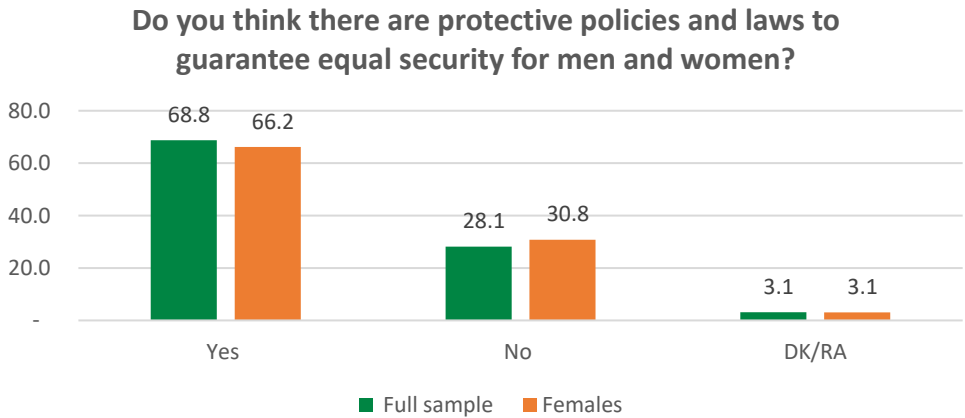
Graph 36. Opinion on whether domestic violence is mainly directed against women

On the other hand, there is a predominant acceptance by the respondents that violence against women is a concerning phenomenon, 92,6%, and again the percentage of women who think so is also higher, 95.3%.



Graph 37. Opinion on whether violence against women is a worrying phenomenon

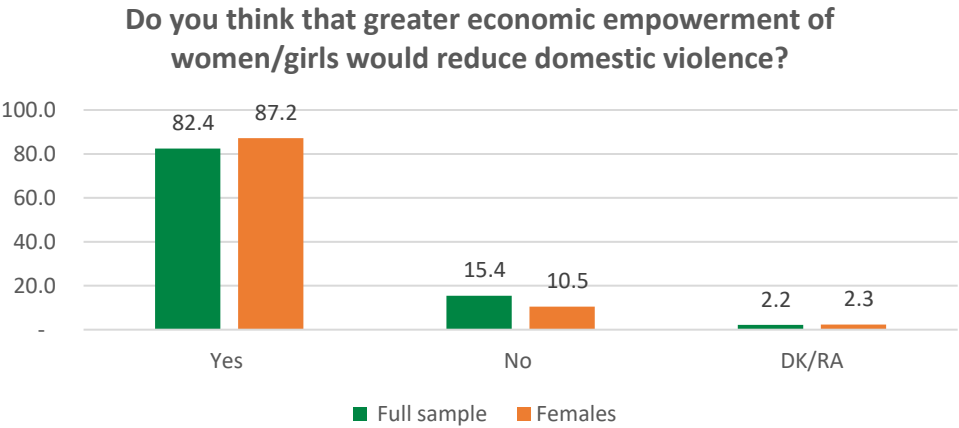
Citizens were also asked to provide their opinion on whether the policy and legal frameworks to guarantee equal security for men and women are in place. With a slight difference from the female respondents, who tend to disagree, the majority of the citizens think that policies and laws to guarantee equal security for men and women are in place, 68.8%.



Graph 38. Opinion on whether policies and laws guarantee equal security for men and women

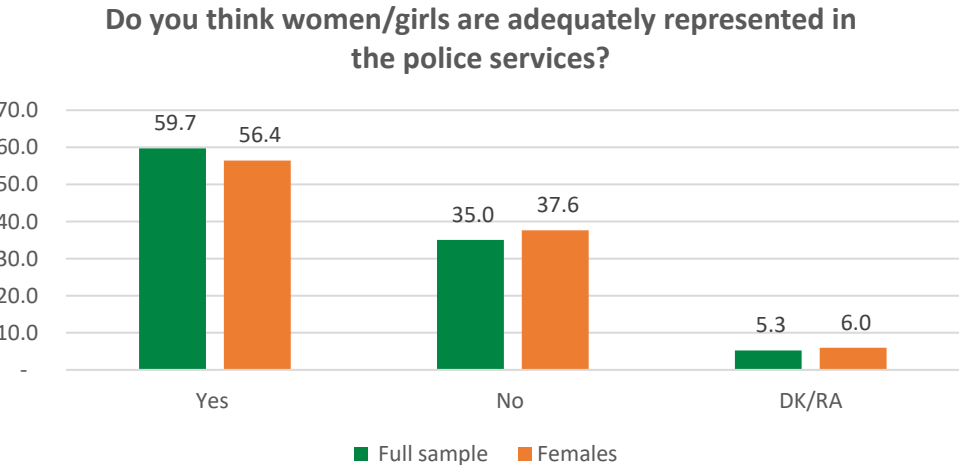
Given that the economic gap between men and women is often considered a source of domestic violence, citizens were asked to provide their opinion on whether greater economic empowerment of women would lead to reduced

domestic violence. The large majority, 82%, agree that greater economic empowerment of women would reduce domestic violence and more women tend to think so, 87.2%.



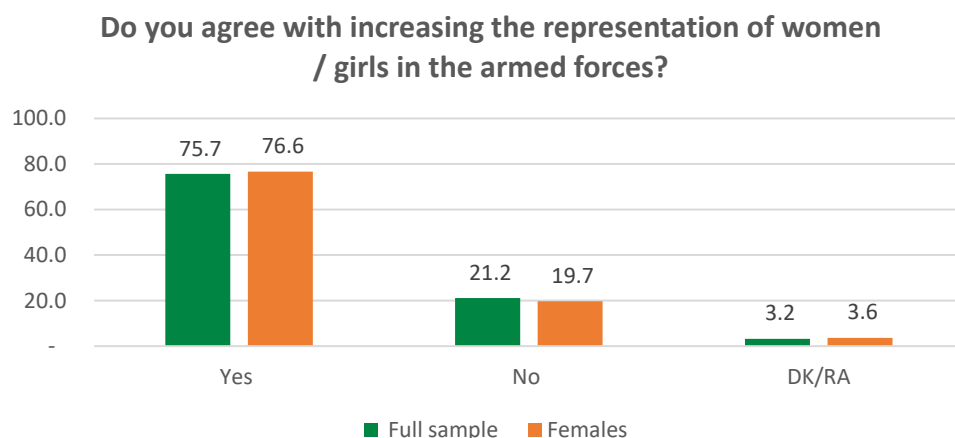
Graph 39. Opinion on whether greater economic empowerment of women would reduce domestic violence

Nearly 60% think that women are adequately represented in the police services but the percentage of women who think so is smaller, 56.4%.



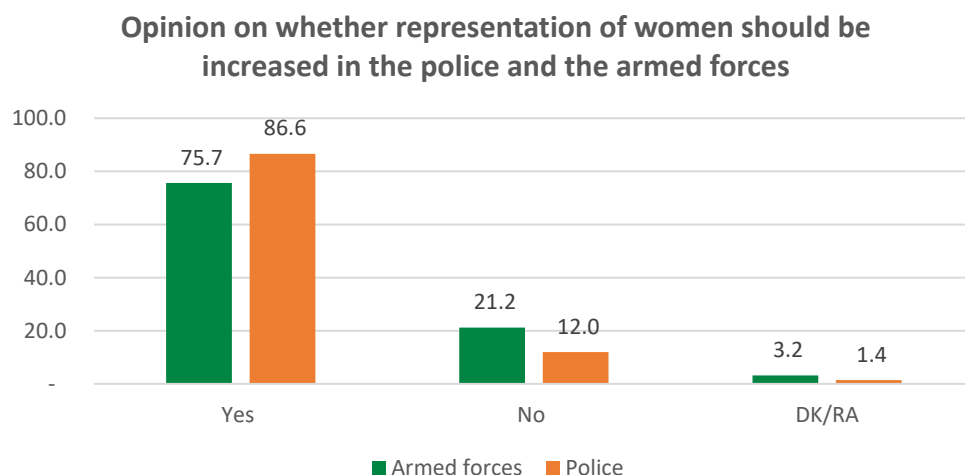
Graph 40. Opinion regarding the adequate representation of women in the police services

Differently from the representation of women in the police, the citizens tend to disagree that women are adequately represented in the armed forces. Only 42.6% think that so, and about this criterion, there seems to be the same level of agreement by the female respondents also.



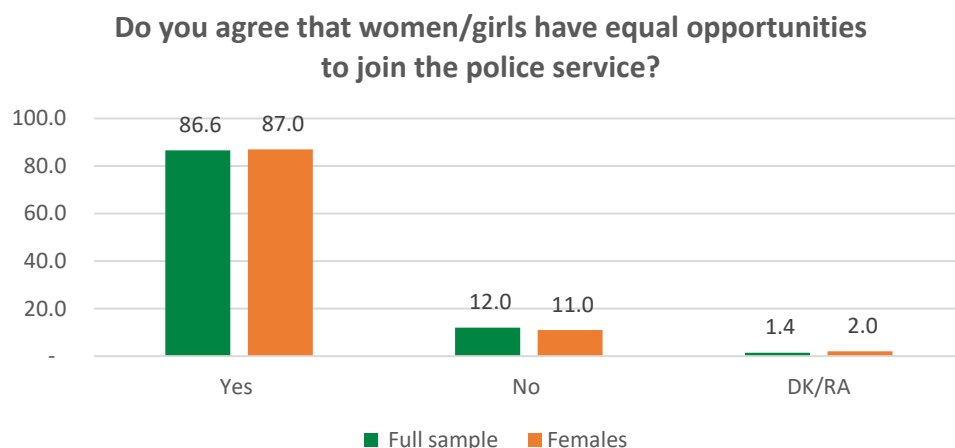
Graph 41. Opinion regarding the adequacy of representation of women in the armed forces

Although there are more citizens that think that women are adequately represented in the police, there is a dominant consensus that the representation of women should be increased in both the police and armed forces. However more citizens, 86.6% are in favour of the increased representation of women in the police than in the armed forces, 75.7%.



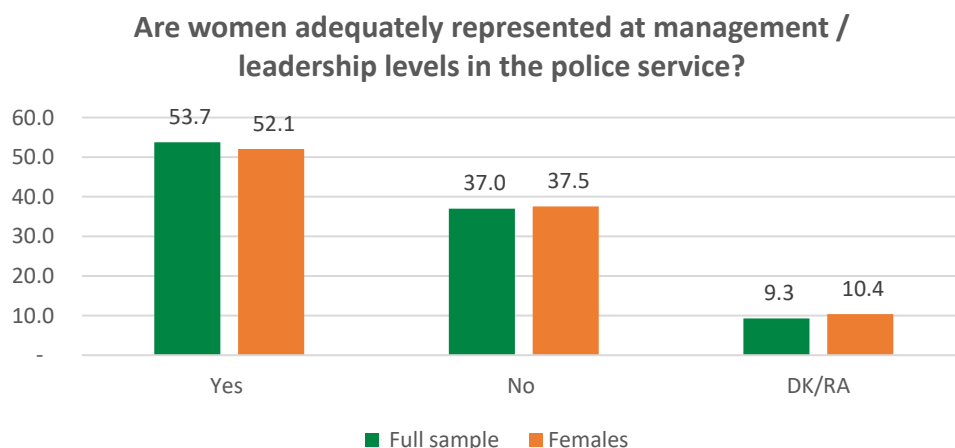
Graph 42. Opinion on the increased representation of women in the police and the armed forces

Generally, the citizens think that there are no barriers to women joining the police. 86.6% think that both men and women have equal opportunities when applying to join the police.



Graph 43. Opinion regarding the equal opportunity to join the police by women

However, there is less agreement on the representation of women in the management and leadership levels of the police. Only 53.75% think that women are adequately represented in management and leadership positions.

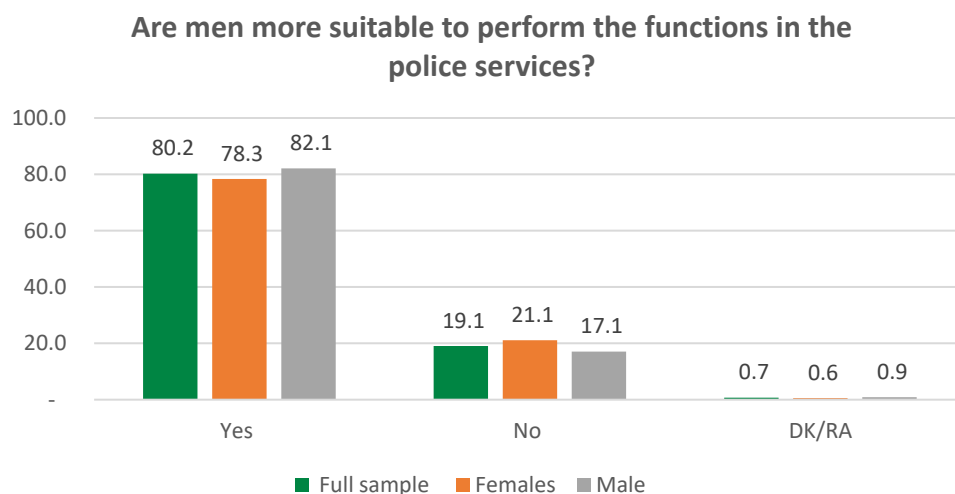


Graph 44. Opinion on the adequacy of representation of women in management and leadership positions in the police

However, there appears to be some bias in the extent to which the citizens think women can perform police functions in the same manner as men, and this opinion is shared by both male and female respondents.

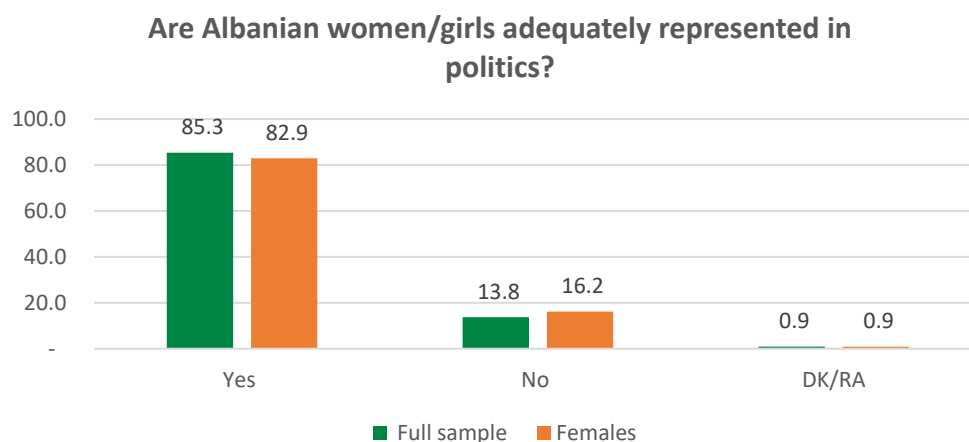
Citizens were also asked about their perceptions of the suitability of men to perform functions in police services. The following results show that most

respondents think positively and only 2.2% refuse to answer. 80.2% of the citizens think that men are more appropriate to fulfill functions performed by police services.



Graph 45. Opinion regarding the suitability of men to perform functions in police services

The large majority of the citizens think that women are adequately represented in politics, 85,3% and with a very small difference, this opinion is shared also by the female respondents, 82,9%.

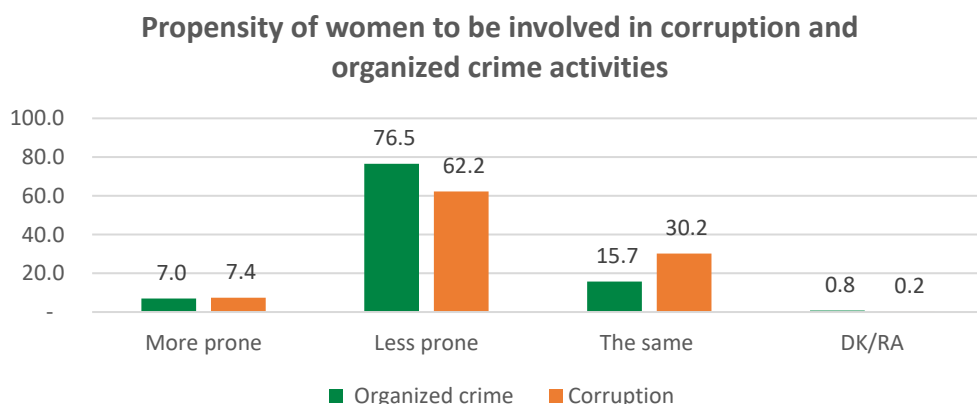


Graph 46. Opinion regarding the representation of women in politics

Given the relevance of the topic of corruption and organised crime for Albania, and the assumption that women are less corrupt than men or less prone to get involved in criminal activities, citizens were asked to agree or disagree on the

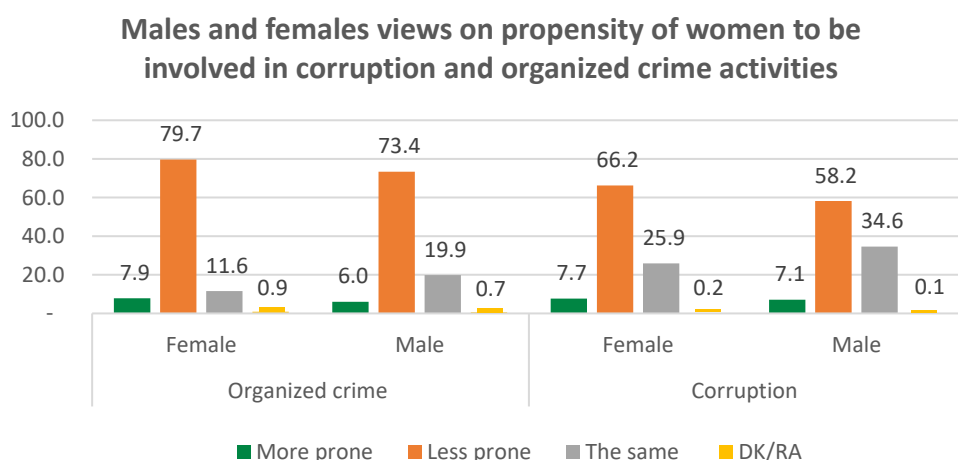
question "Are women/girls as prone as men to be involved in corruption?" and "Are women/girls as prone as men to be involved in organized crime?".

The majority of the citizens think that women are less prone than men to be involved in both organised crime and corruption activities. However, there is a higher percentage of respondents, 30%, who think that women and men are equally prone to corruption, as opposed to 15.7% who think so about women's propensity to be involved in organised crime.



Graph 47. Opinion regarding the propensity of a woman to be involved in corruption and organized crime activities

There is some difference across the gender of the respondents as there is a slightly higher percentage of female respondents who think that women are less prone to both organised crime and corruption, compared to the full sample of the respondents above.

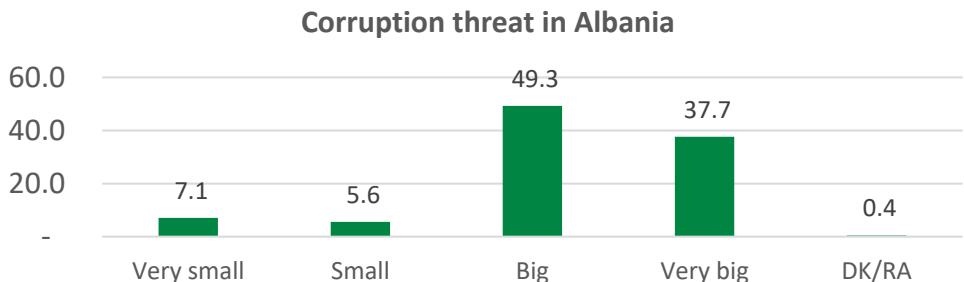


Graph 48. Opinion of male and female respondents on the propensity of women to be involved in corruption and organized crime activities

Corruption and Anticorruption

Given that corruption continues to be one of the main concerns for Albanian society in general and security institutions in particular, this edition of the barometer explored citizens' perceptions of the spread of corruption in these institutions and their trust in security institutions and the institutions that control and supervise them.

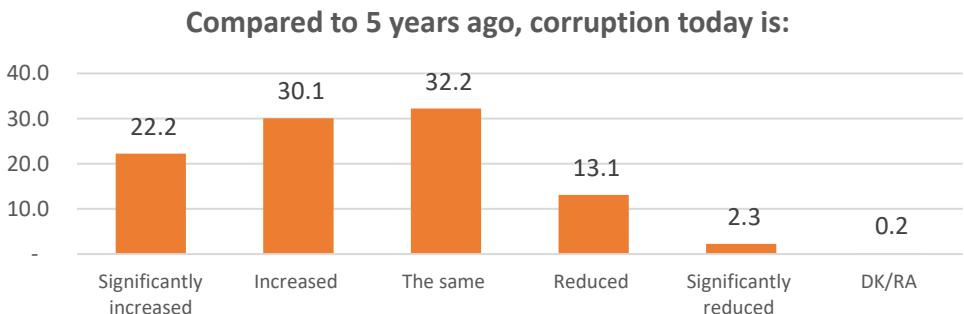
The results show that the large majority of the citizens think that the corruption threat in Albania is big 49.3% or very big 37.7%.



Graph 49. Opinion regarding the level of threat from corruption in Albania

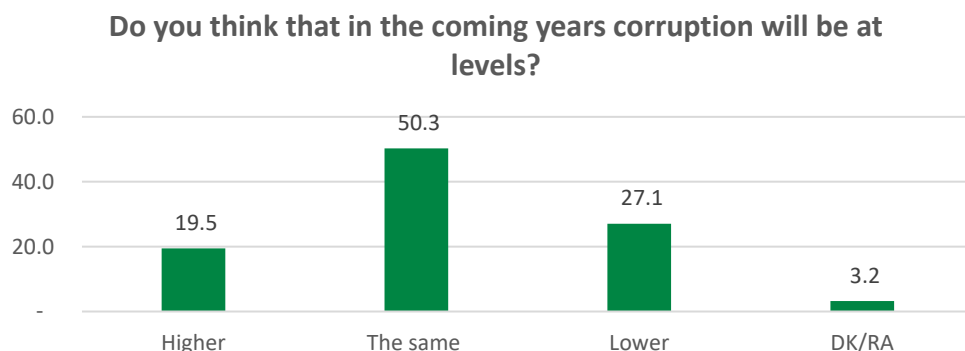
In order to get the opinion of the citizens on the effectiveness of the anti-corruption reforms conducted over the last years, they were asked the question "How is the corruption today, compared to 5 years ago?".

The combined majority of citizens, 52.3% think the corruption over the last five years has significantly increased (22.2%) or increased (30.1%). Another 32.2% think that corruption is the same as five years ago, and only 15.4% think that corruption is reduced or significantly reduced.



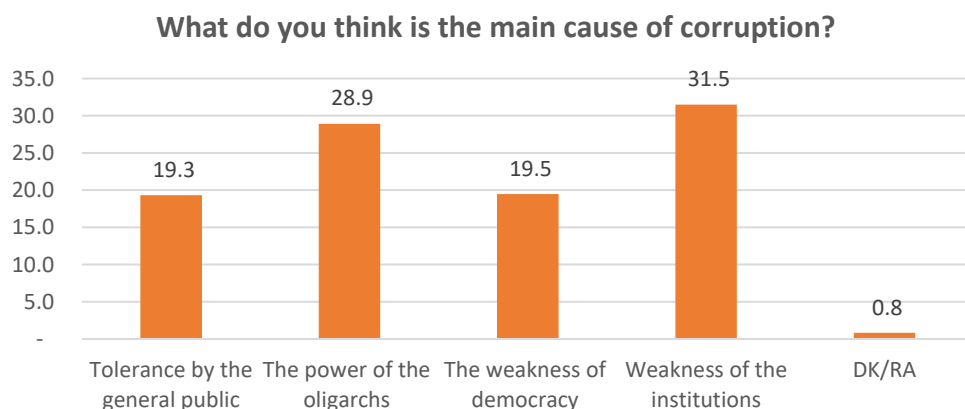
Graph 50. Opinion regarding corruption trend in the last five years

Asked about the prospect of the results of the fight against corruption, half of the citizens say that corruption will remain the same in the next years, while 19.5% think that corruption levels will increase in the future. Only 27.1% are optimistic and think that corruption will be reduced. Only 3.2% are uncertain or did not answer.



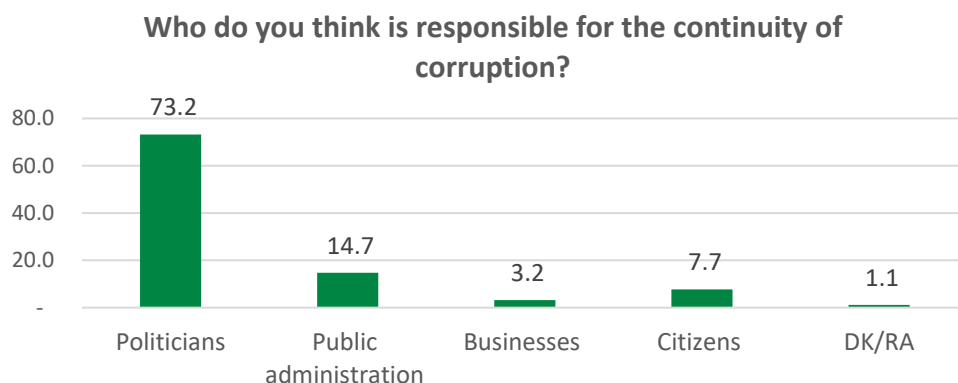
Graph 51. Opinion regarding expectation on corruption trend in the coming years

Regarding the causes of corruption, the majority of the citizens, 31%, think that the main cause of corruption is the weakness of the institutions. Another 28.9% think that the power of the oligarchs in the society is the main cause of corruption, while 19.5% think of the weakness of democracy. Another 19.3% think that the tolerance of corruption by the citizens is the main cause. Only 0.8% are uncertain or did not answer.



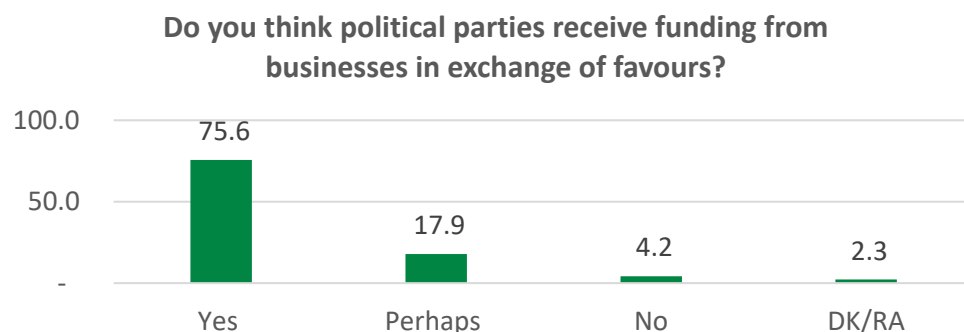
Graph 52. Opinion regarding the main causes of corruption

Regarding the question of who is responsible for the continuity of corruption in Albania, the large majority of the citizens, 73.2%, identify the politicians, while 14.7% say that the public administration is responsible. Another 7.7% think the citizens are responsible for the continuity of corruption, with their actions or lack of action. Only 3.4% are uncertain or did not answer.



Graph 53. Opinion regarding the responsible factors for the continuity of corruption

To explore the relationship between politics and businesses, the citizens were asked whether political parties receive funding from businesses in exchange for favours. The majority of 75.6% think that political parties receive funding from businesses in exchange for favours and only 4.2% think the opposite.

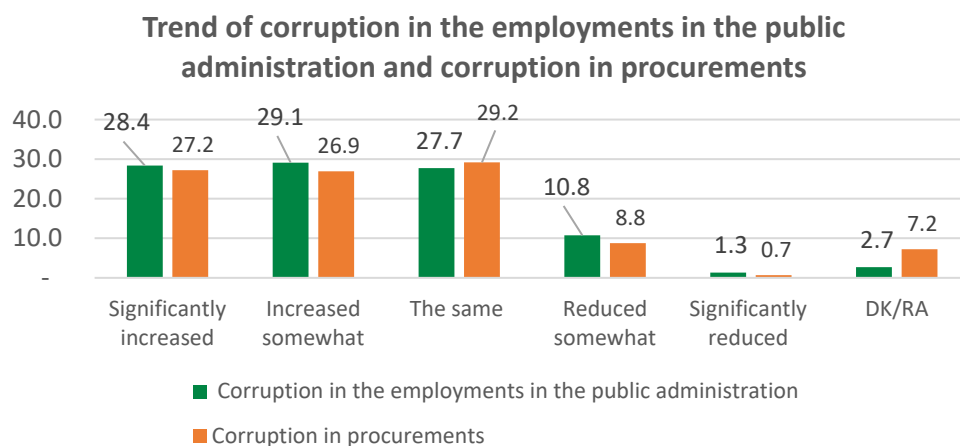


Graph 54. Opinion regarding the financing of political parties by businesses in exchange for favours

Fighting corruption in employment in public administration and in the field of procurement has been subject to reforms over the last few years.

The citizens were asked the questions “*Has the corruption in the employment in the public administration increased in the last 3 years?*” and “*Has corruption in procurements increased in the last 3 years?*” with the intention to verify the impact of such reforms. The results show that only about 12% think that corruption in the employment in the public administration has been reduced, or significantly reduced, and a smaller percentage of 9.6% think so about the procurements.

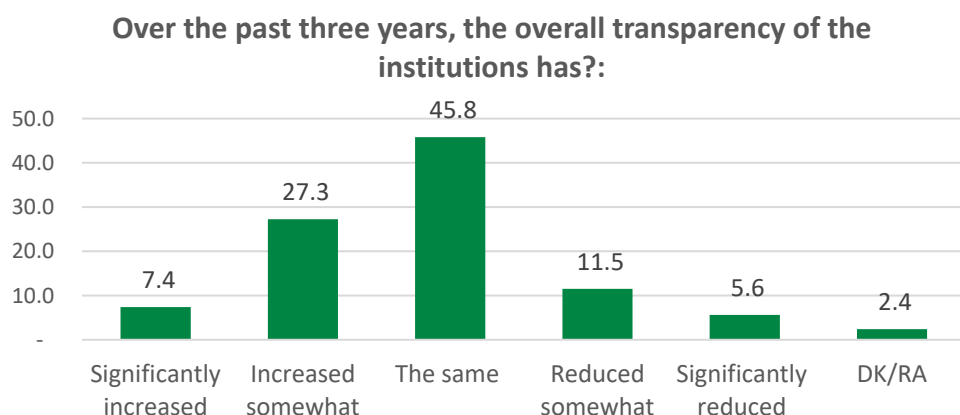
The large majority of the citizens think that corruption in these areas is either the same, has increased, or has significantly increased, as detailed in the graph below.



Graph 55. Opinion regarding corruption in employments in the public administration and in public procurements in the last 3 years

Given the relevance of transparency in the fight against corruption and to also verify the effects of the institutional efforts to increase the transparency of the institutions, the citizens were asked to provide their opinion on whether the overall transparency of the institutions has increased.

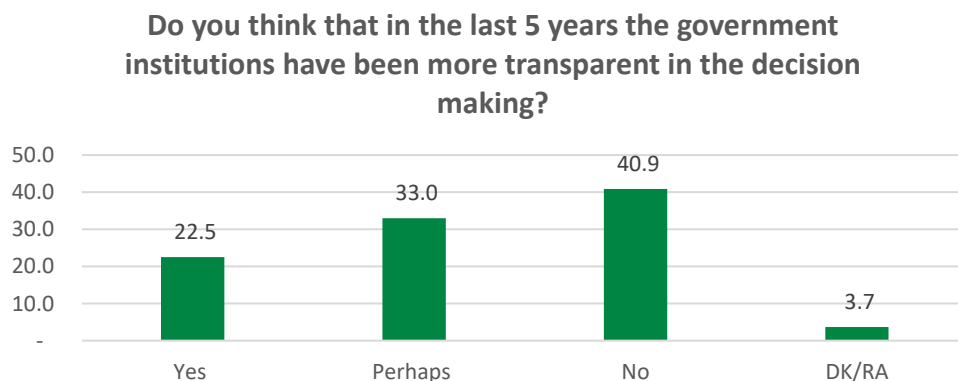
The majority of the respondents, 45.8% said that the transparency of the institutions has remained the same. Only 7.4% say that significantly transparency has significantly increased and another 27.3% say that transparency has or somewhat increased. On the other hand, there are also about 17% who say that transparency has been reduced over the past three years.



Graph 56. Opinion regarding the transparency of the institutions over the past three years

Similar responses were provided also regarding transparency in the decision making. Only 22.5% think that government institutions have been more

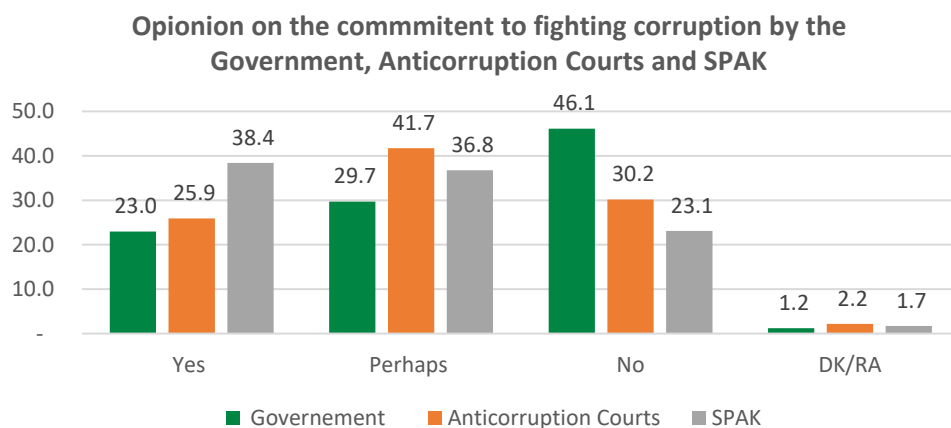
transparent in the decision-making in the last five years and another 33% are not so sure. The majority of 40.9% say that the government institutions have not been more transparent in the decision-making.



Graph 57. Opinion regarding transparency of the government institutions in the decision making in the last 5 years

In order to obtain the opinion of the citizens on the will and commitment of the relevant institutions involved in the fight against corruption, they were asked the following questions: "Do you think that Anticorruption Courts are serious in the fight against corruption?", "Do you think that SPAK is serious in the fight against corruption?" and "Do you think that the government is serious in the fight against corruption?".

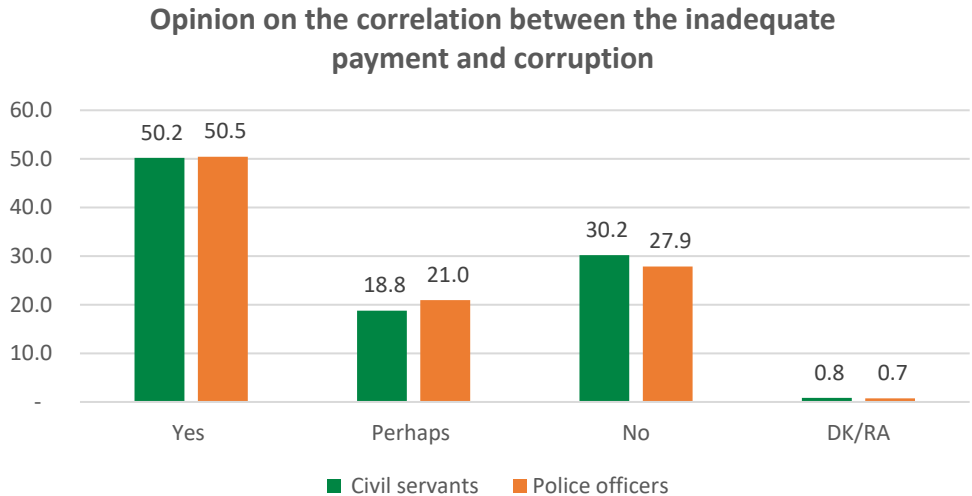
The results show variations between the commitment of the government and the judiciary. Only 23% say that the government is serious in the fight against corruption, 25.9% say so about the Anticorruption Courts, and a higher percentage of 38.4% think that SPAK is serious in the fight against corruption.



Graph 58. Opinion on the seriousness of the Government, Anticorruption Courts, and SPAK in the fight against corruption

Inadequate payment is often viewed as a motivation for corruption as public employees revert to the use of their official position to extract monetary and/or material benefits to fulfill their needs. The citizens were asked the question "Do you think that increasing the salaries of civil servants will reduce corruption?" and "Do you think that increasing the salaries of police officers will reduce corruption?" to obtain their opinion on the correlation between the inadequate payment and corruption for these two specific categories of public officials.

The results are almost identical for both. The majority of a little over 50% think that increased salaries would lead to reduced corruption of the civil servants and police officers, and another 18.8% and 21% think that this may be possible for the civil servants and police officers respectively. There is about one-third of the respondents think the opposite, and this may well be related to the belief that corruption has been entrenched and that motivator is not the lack of adequate salaries but continued enrichment through the abuse of office.



Graph 59. Opinion on the correlation between the inadequate payment and corruption

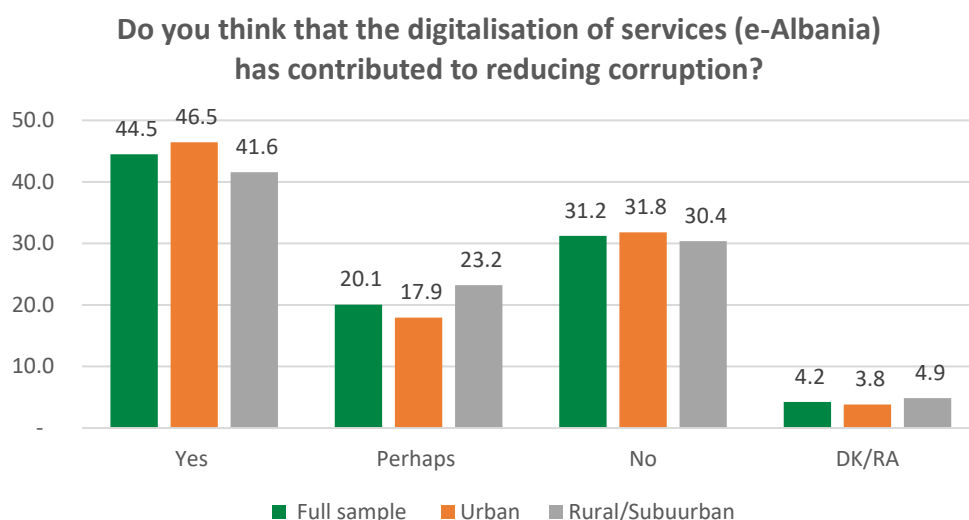
As part of the anti-corruption reforms, the government has stepped up action to digitalise public services, establish online platforms to report problems that citizens face when they obtain public services, and in the framework of the property management, the State Cadastre Agency has been established to centralise services.

Regarding the digitalization of services through e-Albania, the citizens were asked the question "Do you think that the digitalization of services (e-Albania) has contributed to reducing corruption?"

The majority of 44.5% say that the digitalization of services has contributed to the reduction of corruption and another 20.1% think that this is possibly so.

However, about a third of the respondents do not agree that the e-Albania platform has contributed to reducing corruption.

Some variations are observed among the respondents as per their residence. There is a slightly smaller percentage of citizens who live in rural and suburban areas that agree that -the Albania platform has contributed to reducing corruption, which may be related to the access to the internet and the position of adequate devices.

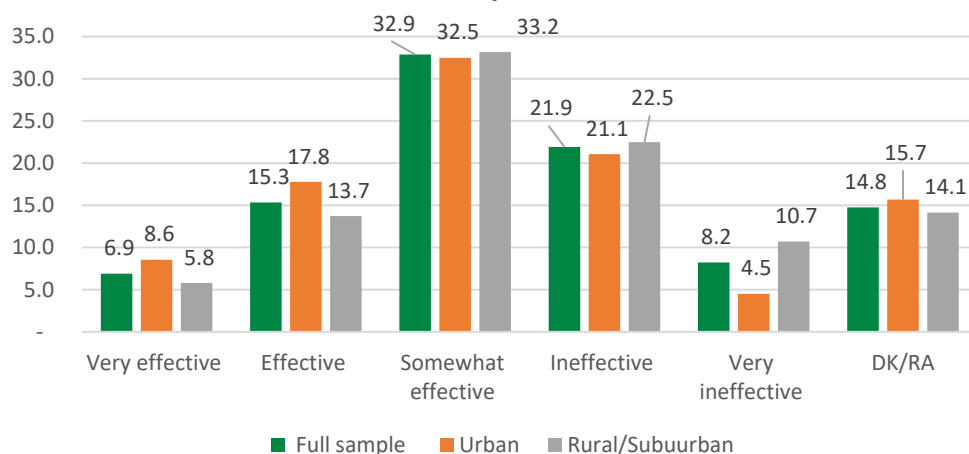


Graph 60. Opinion on whether the digitalization of services (e-Albania) has contributed to reducing corruption

The citizens are far more split when they are asked about the portal “Me ty Shqipëria që duam”. To the question “From your experience or what you have heard, is the portal “Me ty Shqipëria që duam” effective in reducing corruption?” a considerable percentage of the citizens of 14.8% did not know or refused to answer. This question received the highest percentage of “did not know/refused to answer” of all the barometer questions.

An aggregate of about 22% says that the portal “Me ty Shqipëria që duam” has been very effective or effective, while on the other hand, an aggregate of about 30% says that it has been very ineffective or ineffective. Some 33% say that it has been somewhat effective. As in the case of the e-Albania platform, there is a smaller percentage of citizens who live in rural and suburban areas that say the portal “Me ty Shqipëria që duam” has been effective or very effective.

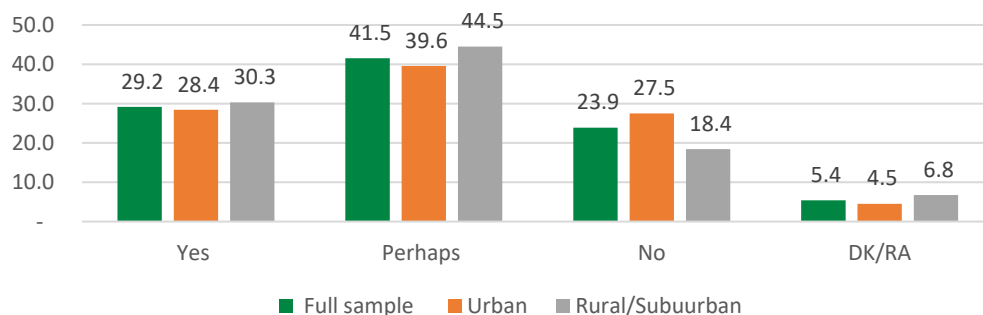
**From your experience or what you have heard, is the portal
“Me ty Shqipëria që duam” effective in reducing
corruption?**



Graph 61. Opinion on whether the portal “Me ty Shqipëria që duam” is effective in reducing corruption

The citizens are less split on the impact of the establishment of the State Cadastre Agency, although only 29.2% expect that its establishment will have a positive impact in the fight against corruption in the provision of services on property matters. The majority of 41.5% think that this may be possible. In this case, there is a slightly higher percentage of those citizens who live in rural and suburban areas who think that the establishment of the State Cadastre Agency will have a positive impact on the fight against corruption.

**Do you think that the establishment of the State Cadaster
Agency will have a positive impact on the fight against
corruption in property matters?**



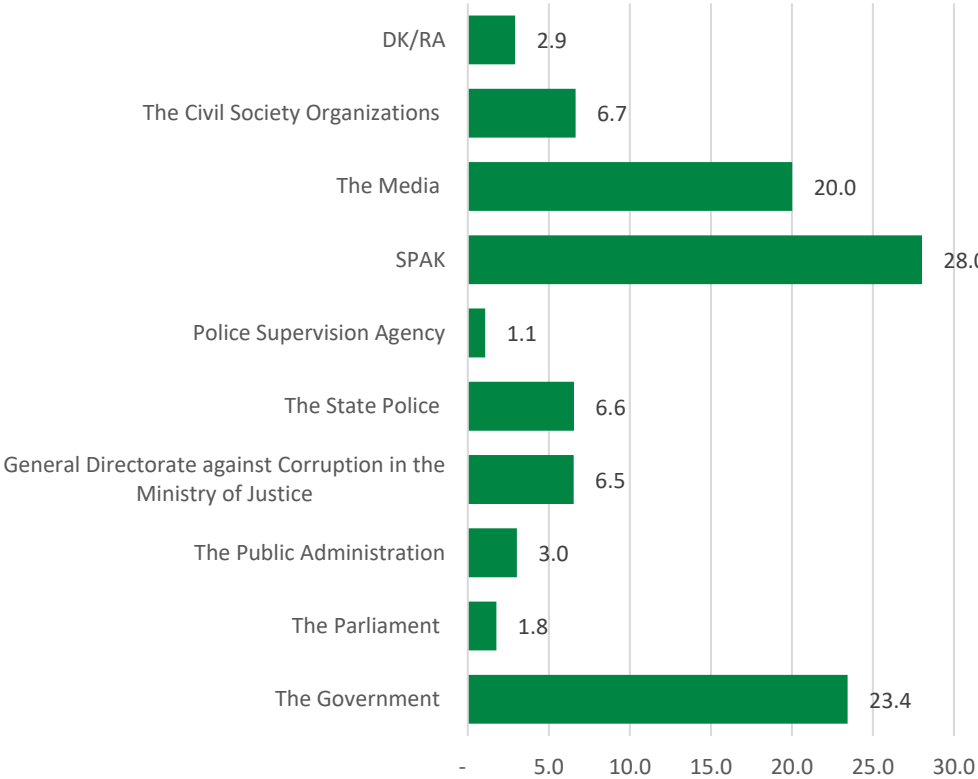
Graph 62. Opinion on whether the establishment of the State Cadastre Agency has had a positive impact on the fight against corruption in property matters

Considering that the fight against corruption entails the engagement of a range of governmental and non-governmental stakeholders, the citizens were asked to tell the institutions or actors that play the most important role in the fight against corruption according to their views.

Generally, the citizens are split on this question, but the majority of 28% think of SPAK as the most important player in the fight against corruption. 23.4% think the government is such a player and a smaller percentage of about 6.5% think that the State Police and the National Coordinator Against Corruption (the General Directorate against Corruption in the Ministry of Justice) respectively. A much smaller percentage think of the parliament and the public administration.

The media is regarded as an important player by 20% and the civil society by 6.7%, which suggests that citizens value also the contribution of the non-governmental actors in the fight against corruption.

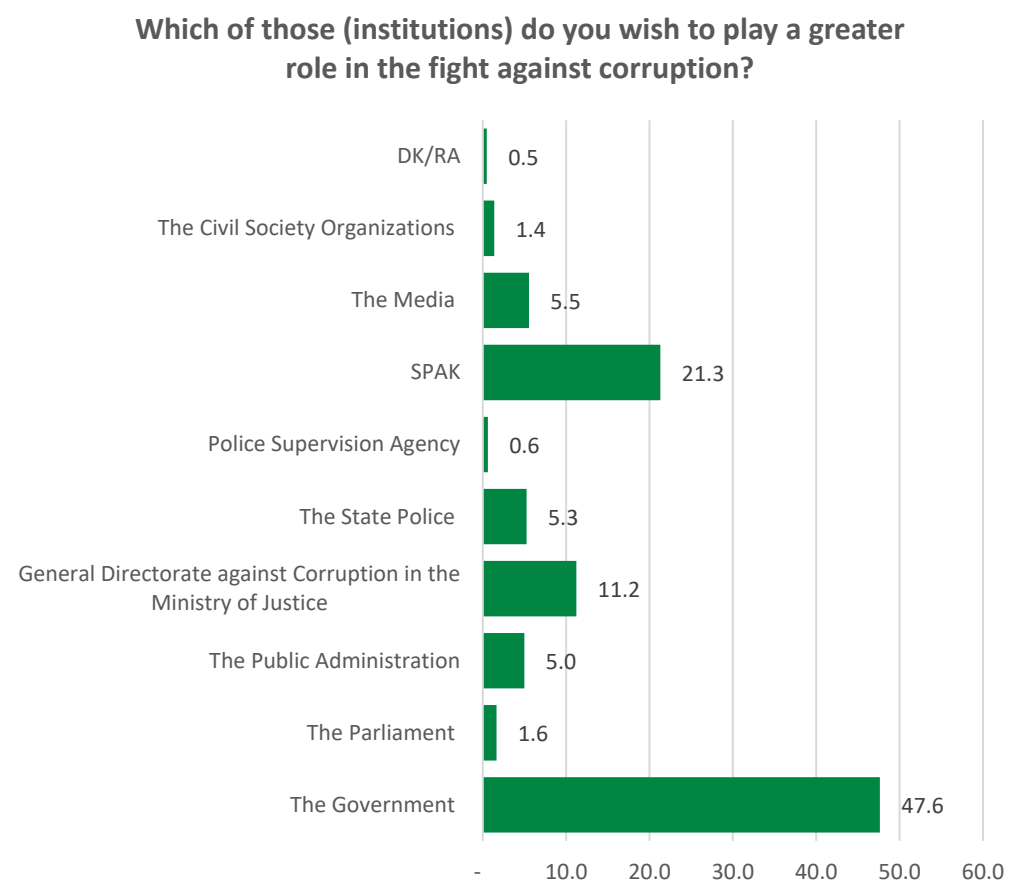
Which of those (institutions) do you think plays the most important role in the fight against corruption?



Graph 63. Opinion regarding the institutions that play the most important role in the fight against corruption

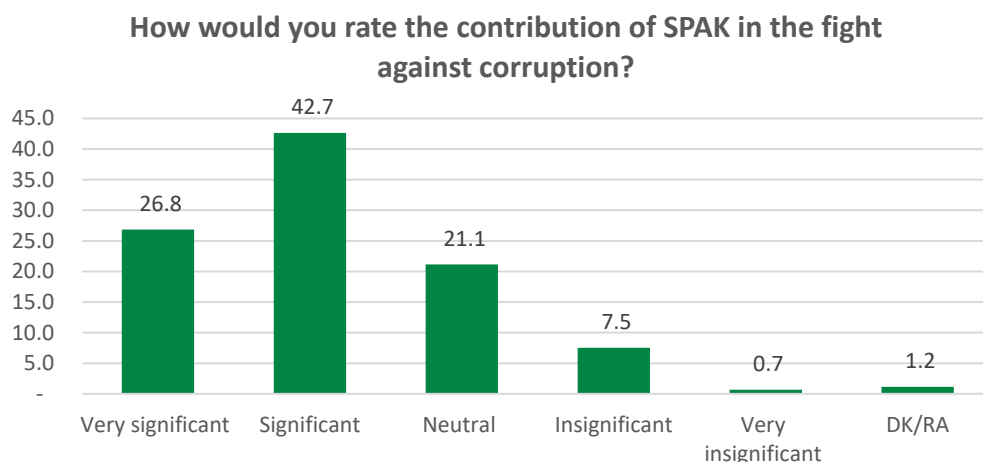
Citizens were also asked “Which of those (institutions) do you wish to play a greater role in the fight against corruption?”, by including the same institutions and actors.

The majority of 47.6% say that they want the government to play a greater role in the fight against corruption and another 21.3% say so about SPAK. Greater expectations are placed by 11.2% of the citizens on the National Coordinator Against Corruption (the General Directorate against Corruption in the Ministry of Justice) also.



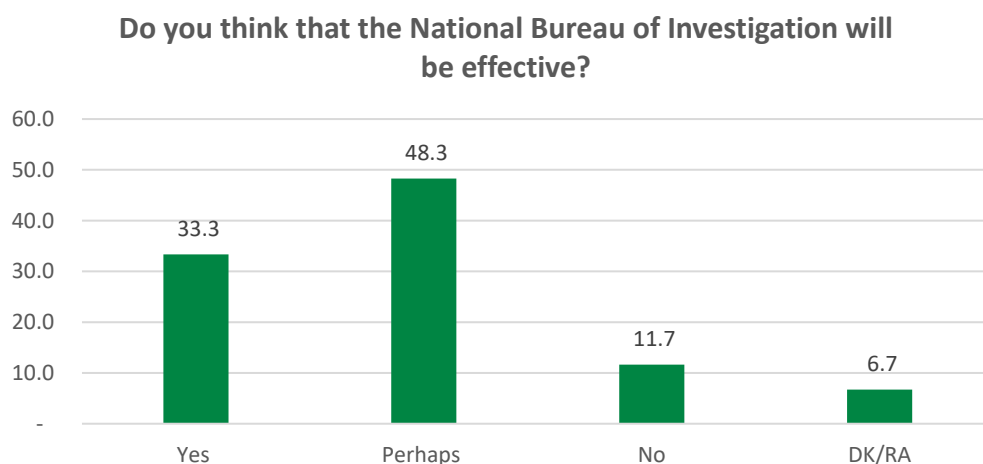
Graph 64. Opinion on the institutions citizens want to play a greater important role in the fight against corruption

When asked specifically about the absolute contribution of SPAK in the fight against corruption, the results show that most of the respondents 26.8% think SPAK contribution is very significant, and another 42.7% think it is significant. Only about 8% think it is insignificant or very insignificant.



Graph 65. Opinion regarding the contribution of SPAK in the fight against corruption

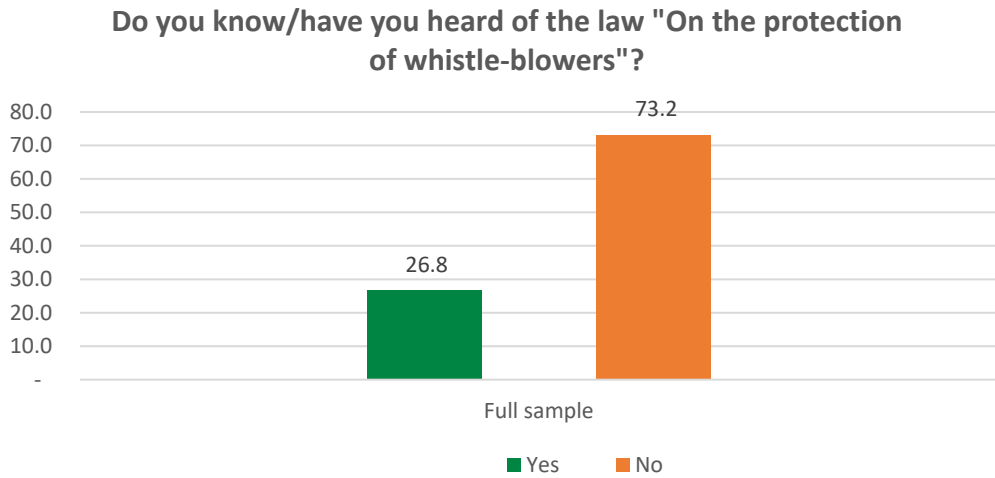
The citizens were also asked to provide their opinion on the expectation of the effectiveness of the National Bureau of Investigation (NBI). Although NBI started to function in August 2021, citizens appear to have moderate expectations. Only one-third of the respondents think that it will be effective while the majority of 48.3% think that it may be effective. However, the percentage of those who firmly say it will be ineffective is rather small, only 11.7%.



Graph 66. Opinion on whether the National Bureau of Investigation will be effective

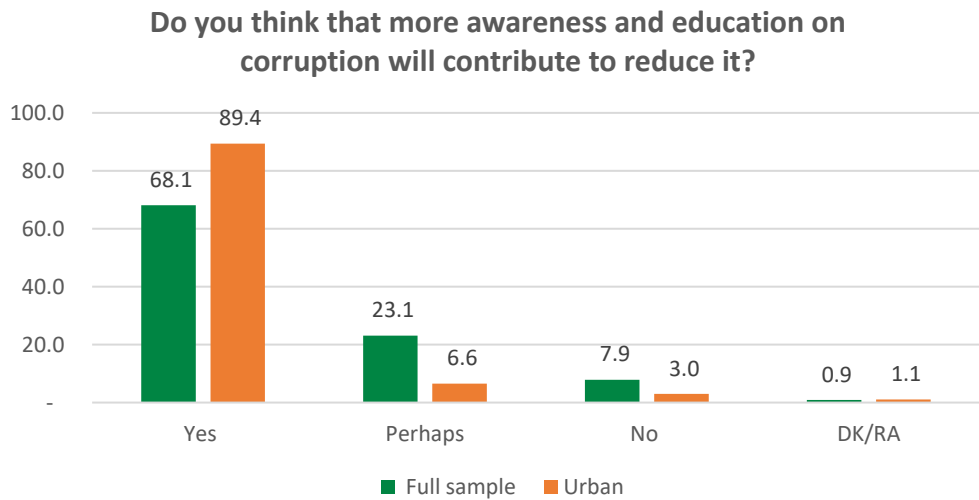
Whistleblowing has been increasingly recognized as an important tool for fighting corruption as whistleblowers are in the best position to prevent wrongdoing or to inform about a corruption crime. Albania adopted the Law on

Whistleblowing and the Protection of Whistleblowers in June 2016. However, only 26.8% say that they have heard of this law, while the large majority say that they don't know or have heard of the law.



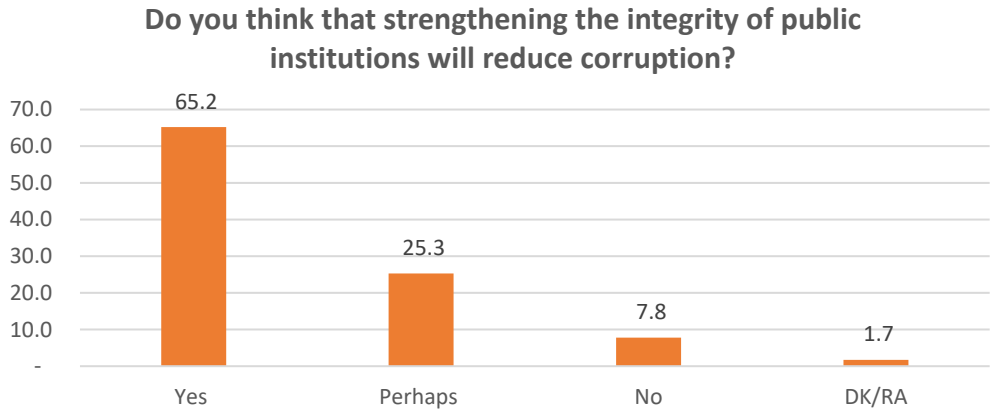
Graph 67. Opinion regarding the knowledge of law whistleblowing

Most citizens, 68.1%, agree that providing more awareness and education on corruption will contribute to reducing it and another 23.1% say that this is possible. Only about 8% think differently. A higher percentage of citizens with a university education, 89.4% think that more awareness and education will contribute to reducing corruption.



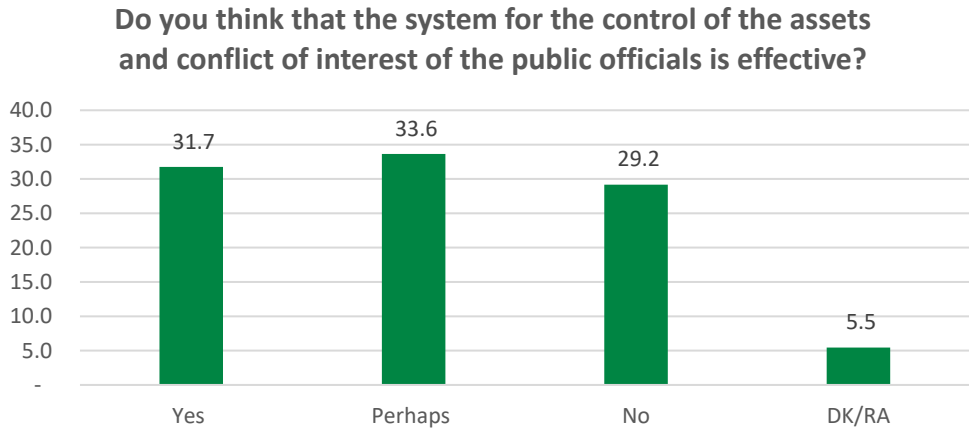
Graph 68. Opinion on whether awareness and education on corruption will contribute to its reduction

Integrity building is an important component in the fight against corruption because it prevents corruption from happening. There is a consensus among the citizens that strengthening the integrity of public institutions contributes to reducing corruption. The majority of 65.2% of the citizens fully agree and another 25.3% think that this is possible. Only a minority of 7.8% think the opposite. Only a minority of 7.8% think the opposite.



Graph 69. Opinion on whether strengthening the integrity of public institutions will reduce corruption

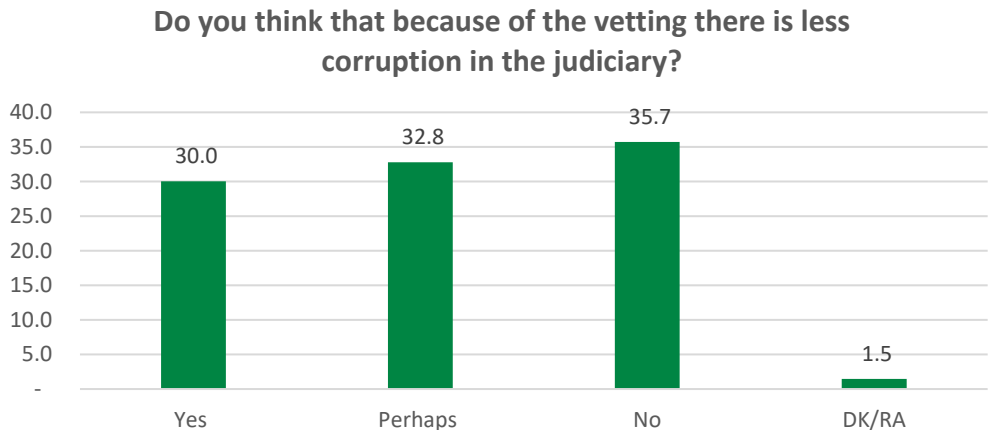
Regarding the effectiveness of the control of assets and conflict of interest of public officials, the citizens are more divided. 31.7% fully agree that the system is effective and about the same percentage, 29.2% think the opposite. 33.% think that the system may possibly be effective and a considerable percentage of 5.5% don't know or refuse to answer.



Graph 70. Opinion on the effectiveness of the system for the control of the assets and conflict of interest of the public officials

Vetting of judges and prosecutors has been conceived as one of the cornerstones of the fight against corruption in the judiciary. After nearly five years since the process started the citizens are split about the results of the vetting.

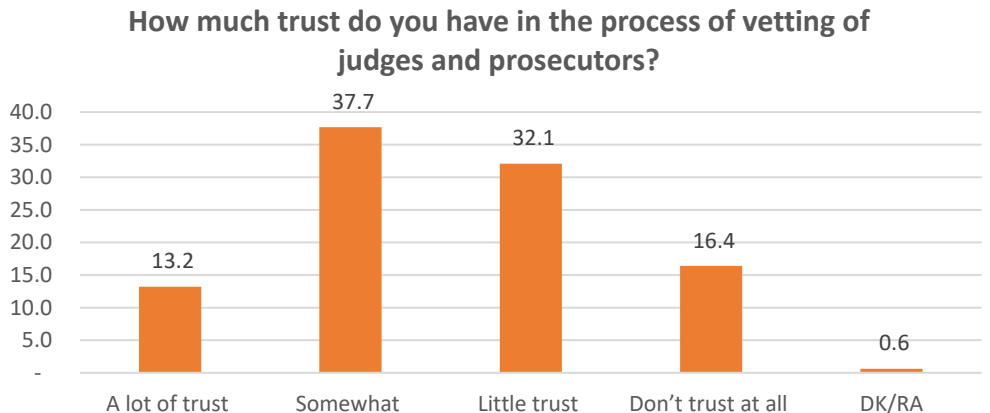
However, despite its relevance, only 30% of the respondents agree that because of the vetting there is less corruption in the judiciary. Another 32.8% are less sure about the effects and 35.7% think that vetting has not contributed at all to reducing corruption in the judiciary.



Graph 71. Opinion on whether the vetting process has reduced corruption in the judiciary

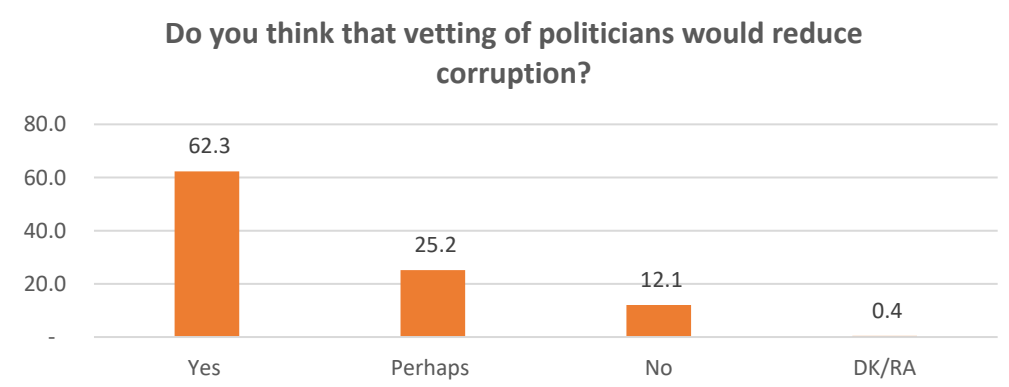
The barometer sought also to obtain how much trust the Albanian citizens have in the vetting process by asking them “*How much trust do you have in the process of vetting judges and prosecutors?*”.

The citizens are almost equally split between those who have a lot or some trust (50.9%) and those who have little or no trust at all (48.5%).



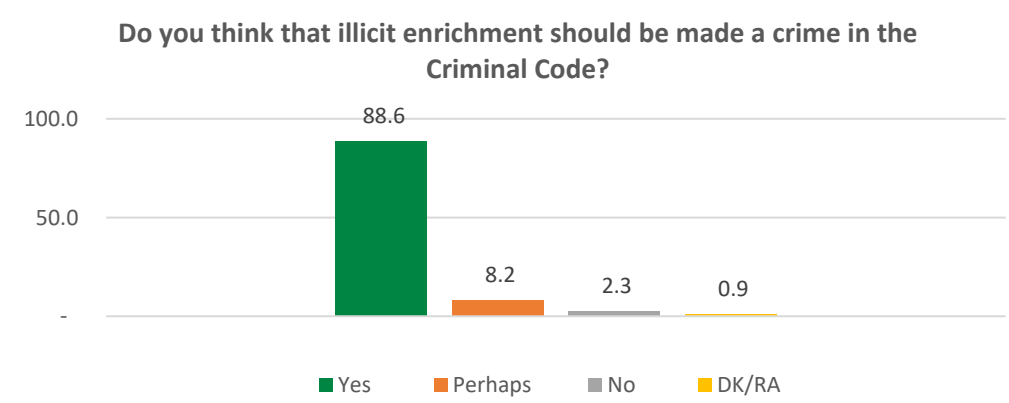
Graph 72. Trust in the process of vetting judges and prosecutors

Vetting of politicians has been part of the public debate over the last few years, spurred by the process of the vetting of judges and prosecutors and the perceived corruption among politicians. Although the citizens are split on how much they trust the vetting of judges and prosecutors, when asked whether they think that vetting of politicians would reduce corruption, the majority of 62.3% have a positive answer. 25.2% think that vetting politicians may possibly reduce corruption while 12.1% provided a negative answer.



Graph 73. Opinion on whether the vetting of politicians would reduce the corruption

The United Nations Convention against Corruption (UNCAC) defines illicit enrichment as the significant increase in the assets of a public official that he or she cannot reasonably explain in relation to his or her lawful income. UNCAC, to which Albania is a party, also stipulates that each State Party shall consider adopting legislative measures to establish illicit enrichment as a criminal offence. When asked the question “Do you think that illicit enrichment should be made a crime in the Criminal Code?” the very large majority of the citizens 88.6% agree with the criminalisation of illicit enrichment by Albania. Only a very small percentage of 2.3% disagrees.

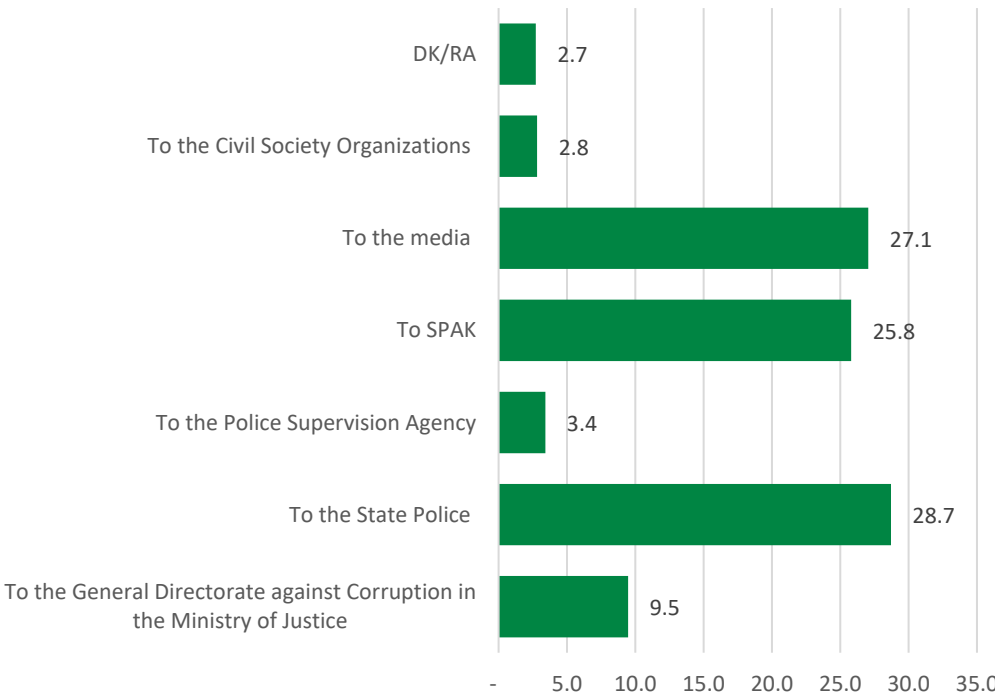


Graph 74. Opinion on whether illicit enrichment should be made a crime in the Criminal Code

Combating corruption also entails the establishment of effective and trustworthy channels for reporting corruption, including whistleblowers reporting and protection.

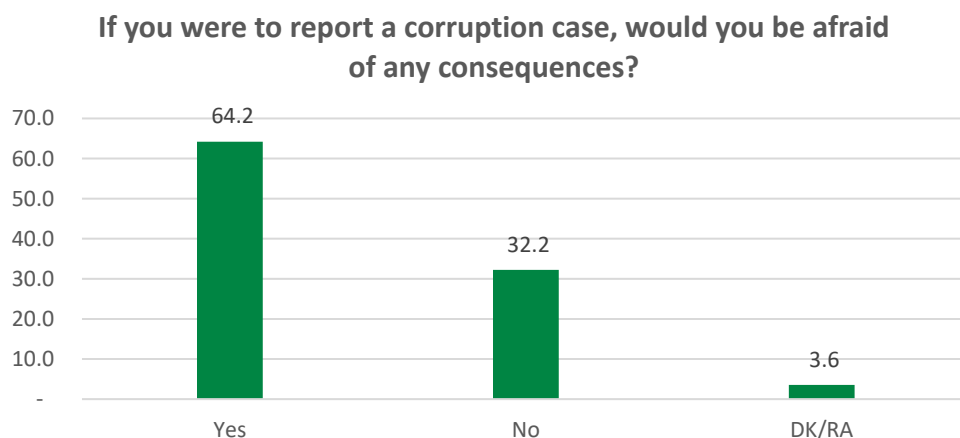
The majority of the citizens, 25.8%, think of the State Police, as their preferred channel for denouncing a case of corruption, 25.8% think of SPAK, and 27.1% think of the media. Another 9.5% say they would denounce a case of corruption to the General Directorate against Corruption in the Ministry of Justice. A smaller percentage of 3.4% and 2.8% would denounce a case of corruption to the Police Supervision Agency and the media respectively.

If you were to report/denounce a case of corruption, where would you report it?



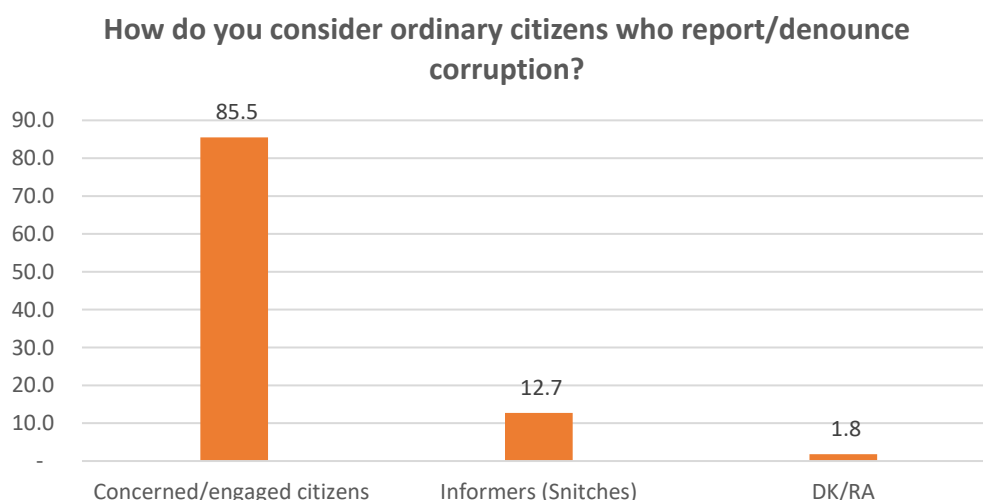
Graph 75. Results regarding the preferred institution for denouncing a case of corruption

However, the majority of the citizens are reluctant to report corruption. When asked the question “If you were to report a corruption case, would you be afraid of any consequences?”, the majority of 64.2% say that they are afraid of consequences. Only 32.2% responded that they have no fear.



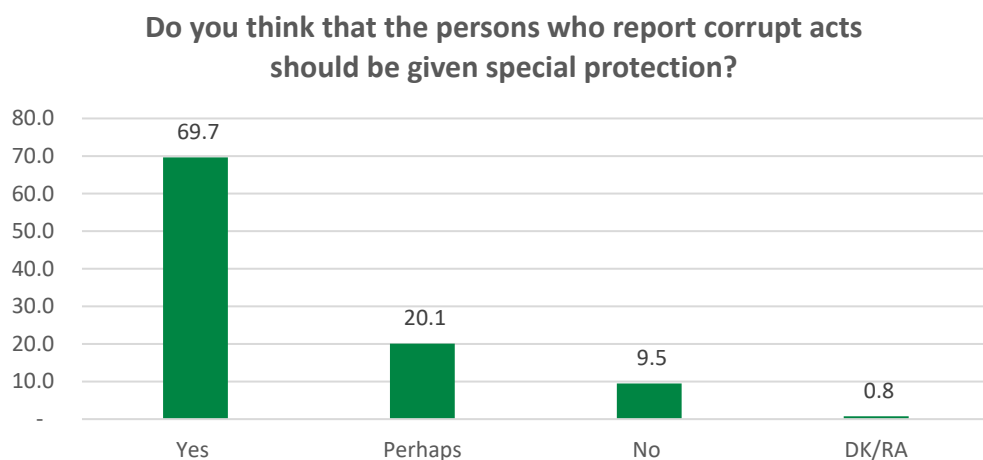
Graph 76. Opinion regarding fear of consequences to reporting corruption

Despite the concerns about the possible negative consequences, the citizens overwhelmingly value those who report corruption. When asked the question “How do you consider ordinary citizens who report/denounce corruption?”, 85.5% say that they consider them as concerned and engaged citizens, rather than informers or snitches, a term that the media often uses



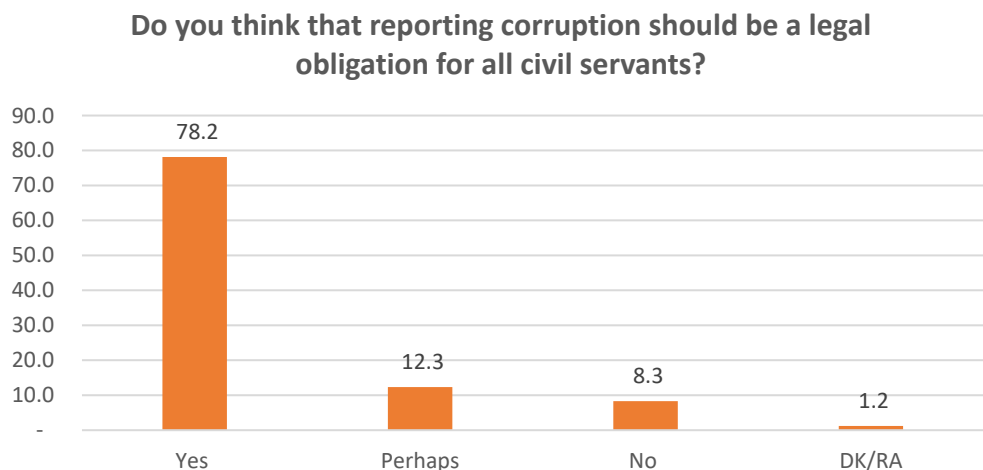
Graph 77. Opinion regarding the citizens who report corruption

The majority of 69.7% also support the option that those who report corruptive acts should be given special protection. Only 9.5% think that no special protection should be given.



Graph 78. Opinion on whether those who report corruption should be given special protection

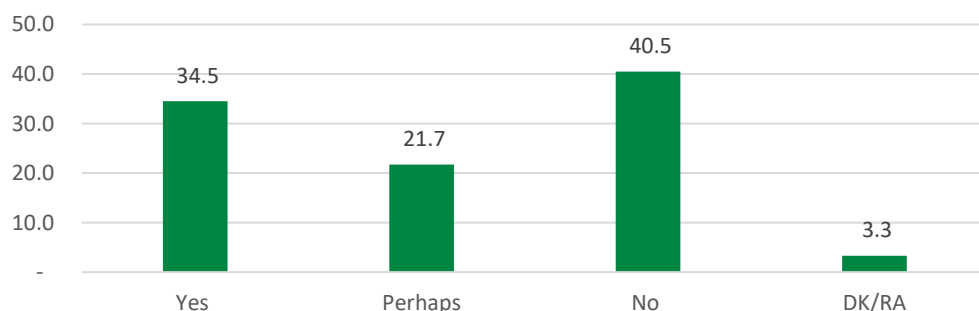
The majority of the citizens, 78.2% think that reporting corruption should become a legal obligation for all civil servants. Only 8.3% think are against the obligatory reporting of corruption by the civil servants.



Graph 79. Opinion on whether reporting corruption should be a legal obligation for all civil servants

When it comes to the option of providing financial compensation to the public administration officials who denounce corruption, the citizens are less unanimous. 34.5% are in favor of the financial compensation while 40.5% oppose such option. 21.7% think of this as a possibility.

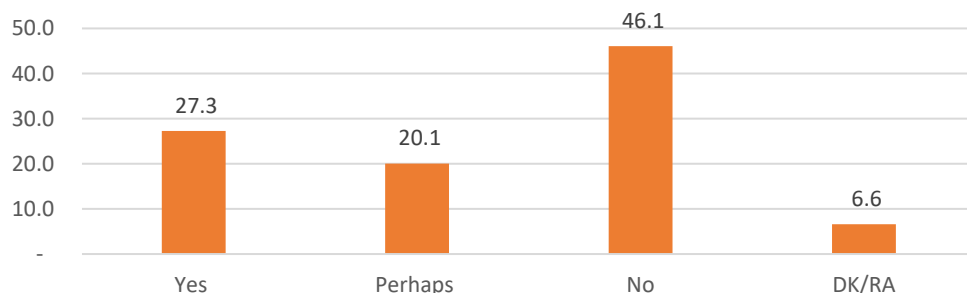
Do you think that those public administration officials who denounce corruption should be financially compensated for the denunciation of corruption?



Graph 80. Opinion on whether the public administration officials who denounce corruption should be financially compensated

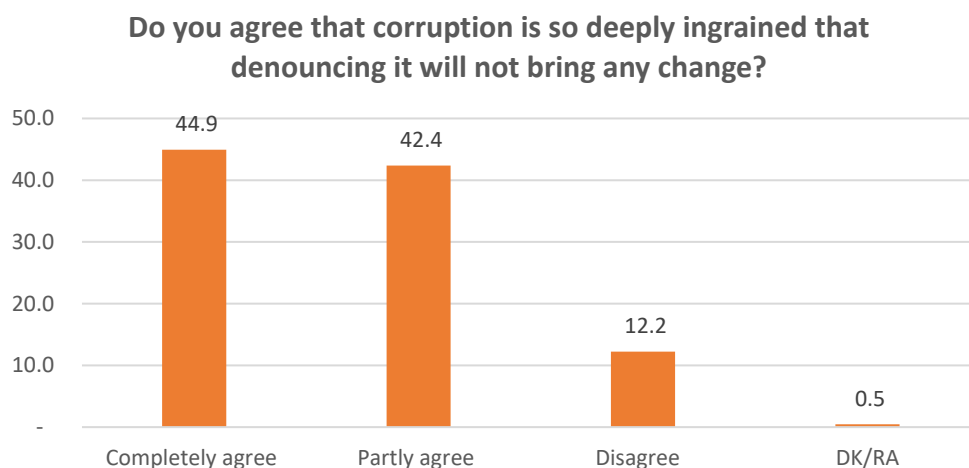
The majority of 46.1% think that public administration officials who denounce corruption are not respected and protected by the system. Only 27.3% of the citizens think that they are protected and respected and another 20.1% say that this may be possible.

Do you think that those public administration officials who denounce corruption are respected and protected by the system?



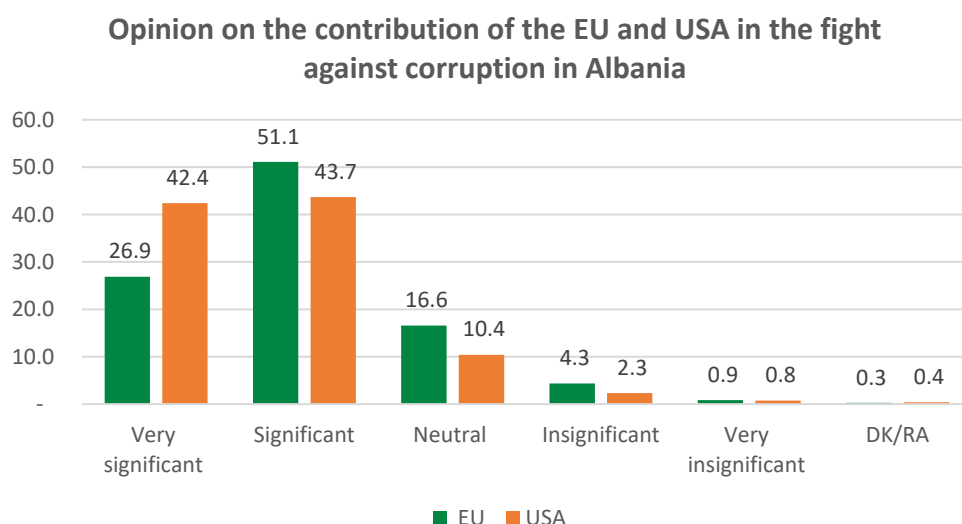
Graph 81. Opinion on whether public administration officials who denounce corruption are respected and protected by the system

Citizens were also asked about their opinion on whether denouncing corruption will bring any change. Nearly 45% of the respondents think that corruption is so deeply ingrained that denouncing it will not bring any change, while another 42% agree only partly with this statement. Only 12.2% think that denunciations of corruption will produce change.



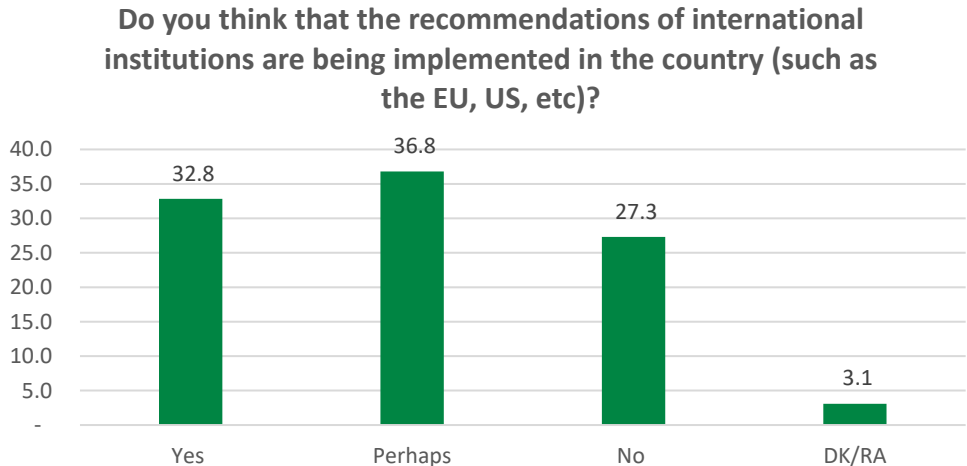
Graph 82. Opinion regarding the effectiveness of denouncing corruption

The EU and USA have been staunch supporters of Albania in the fight against corruption for a long time and in many ways. To learn about the opinion regarding such contributions the citizens were asked the questions "How would you rate the contribution of the EU in the fight against corruption?" and "How would you rate the contribution of the USA in the fight against corruption?". About 80% of the citizens say that the contribution of both the USA and the EU has been significant or very significant. However, it is noticeable the highest percentage of the citizens that think that the contribution of the USA has been very significant, 42.4% while 26.9% say so about the EU.



Graph 83. Opinion on the contribution of the EU and USA in the fight against corruption in Albania

However, they have divided opinions about the level of implementation of the recommendations provided to Albania by international actors. When it comes to the opinion on the level of implementation of the recommendations provided to Albania by international actors, the citizens have divided opinions. Only 32.8% say that the recommendations provided by the international institutions are being implemented by Albania, while 27.3% think the opposite. The larger majority of 36.8% think that the recommendations are possibly implemented.

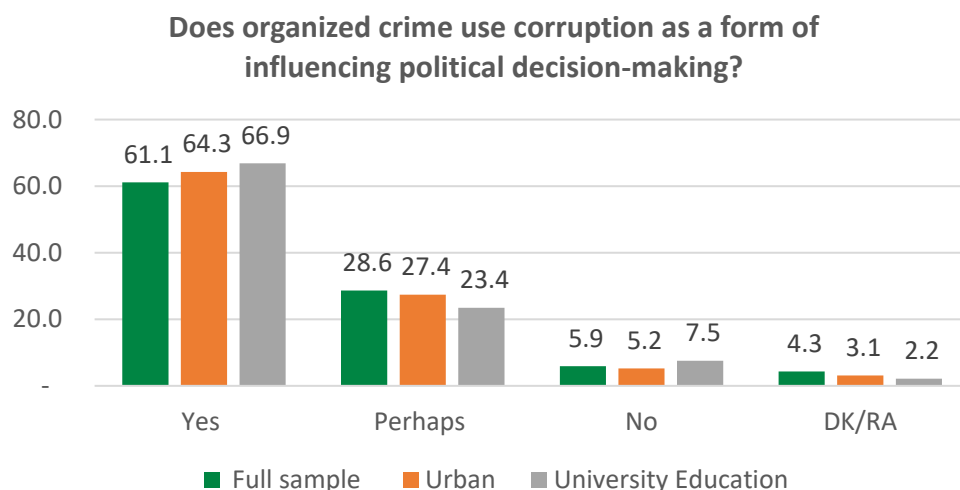


Graph 84. Opinion on whether the recommendations of international institutions are being implemented

To find out about the citizens' opinions on the link between organized crime and corruption, they were asked several questions.

To the question “Does organized crime use corruption as a form of influencing political decision-making?” the majority of the citizens, 61.1% think that organized crime uses corruption as a form of influencing political decision-making, and another 28.6% say that this is likely and only 5.9% think that there is no such influence by the organised crime.

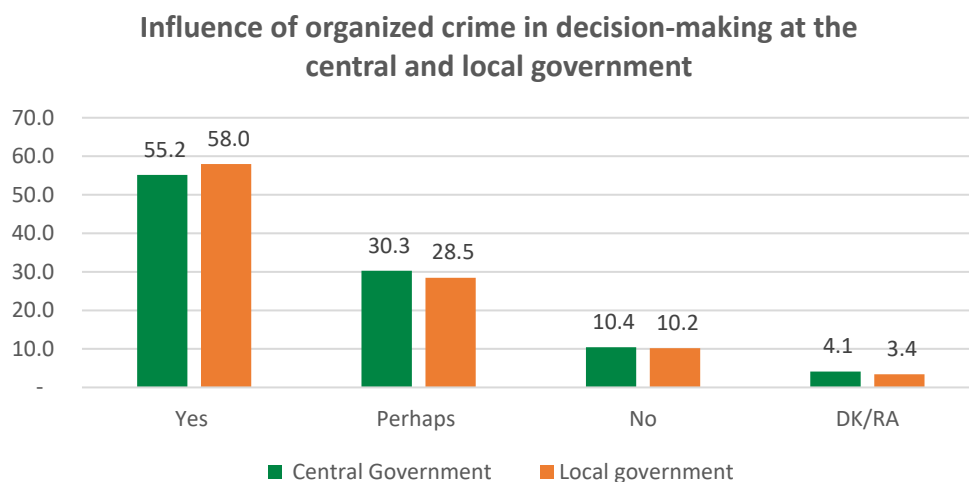
Some variations have been observed among the citizens living in the urban areas and those with university education as detailed in the graph below.



Graph 85. Results of perceptions regarding corruption as a form of influencing political decision-making

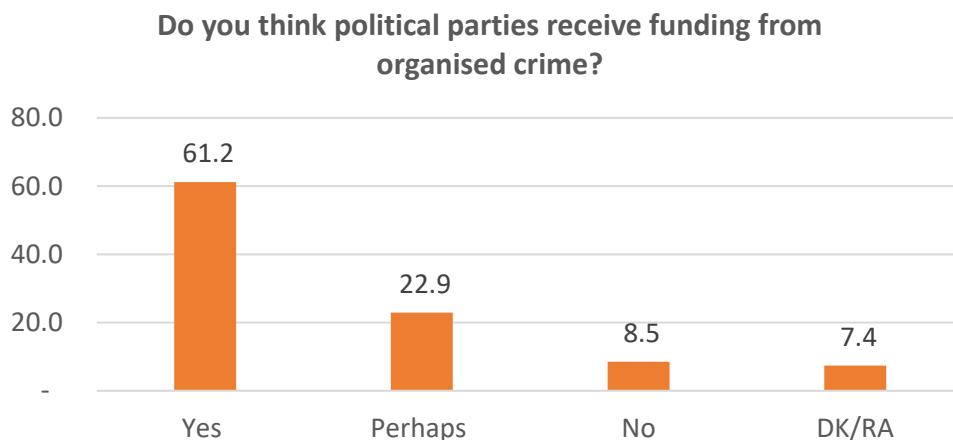
To capture the opinion of the citizens on the influence of organised crime in the governmental decision making, the citizens were asked the question “Does organized crime influence the decision-making of the central government?” and “Does organized crime influence the decision-making of the local government?”.

The majority of the citizens think that organized crime influences decision-making at both government levels, but the percentage of the citizens that think that organized crime influences the decision-making of the local government is slightly higher, 55.2% for the central government and 58% for the local government.



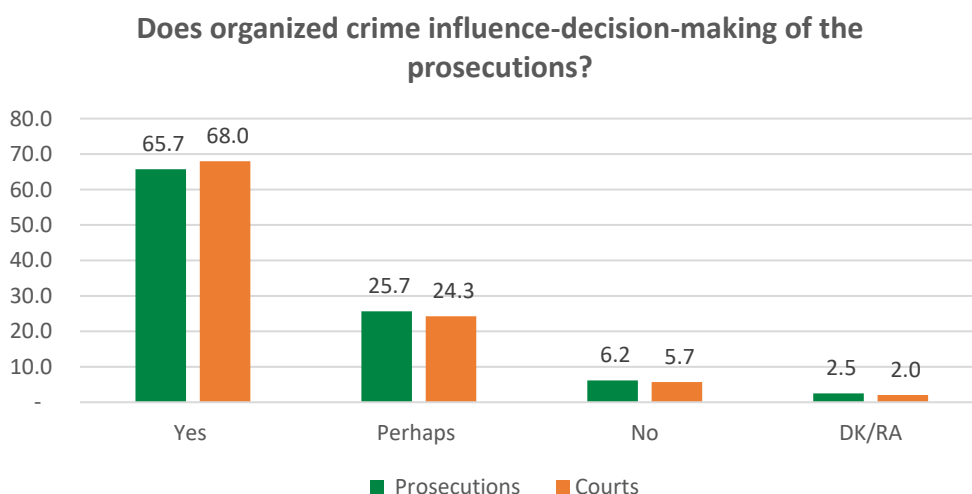
Graph 86. Opinion on the influence of organized crime in decision making at the central government and the local government levels

A smaller percentage, but still the large majority of 61.2% of the citizens think that political parties receive funding from organized crime also. Only 8.5% think that such a thing is not occurring.



Graph 87. Opinion regarding the financing of political parties by organized crime

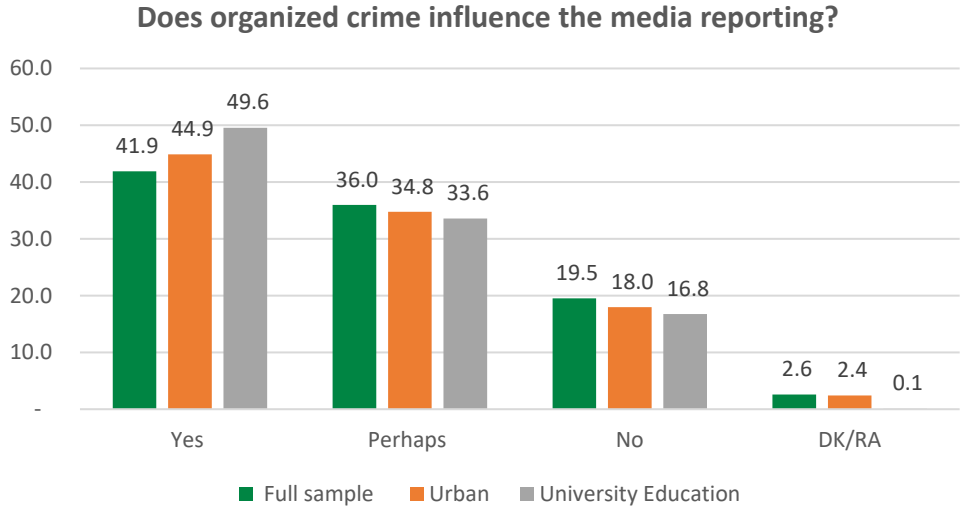
A high percentage of citizens think that organized crime also influences the decision-making of the courts and prosecutions. 65% agree that organized crime influence-decision-making of the prosecutions and 68% agree that organized crime influence-decision-making of the courts. Only a small percentage of 6.2% and 5.7% think that there is no such influence on the prosecutions and courts respectively.



Graph 88. Opinion on the influence of organized crime in decision making by the courts and the prosecutions

A smaller percentage, yet relevant, of 41% think that organized crime influences the media reporting also. A higher percentage compared with the government and the judiciary, of 19.5%, think that there is no such influence by the organised crime in the media reporting.

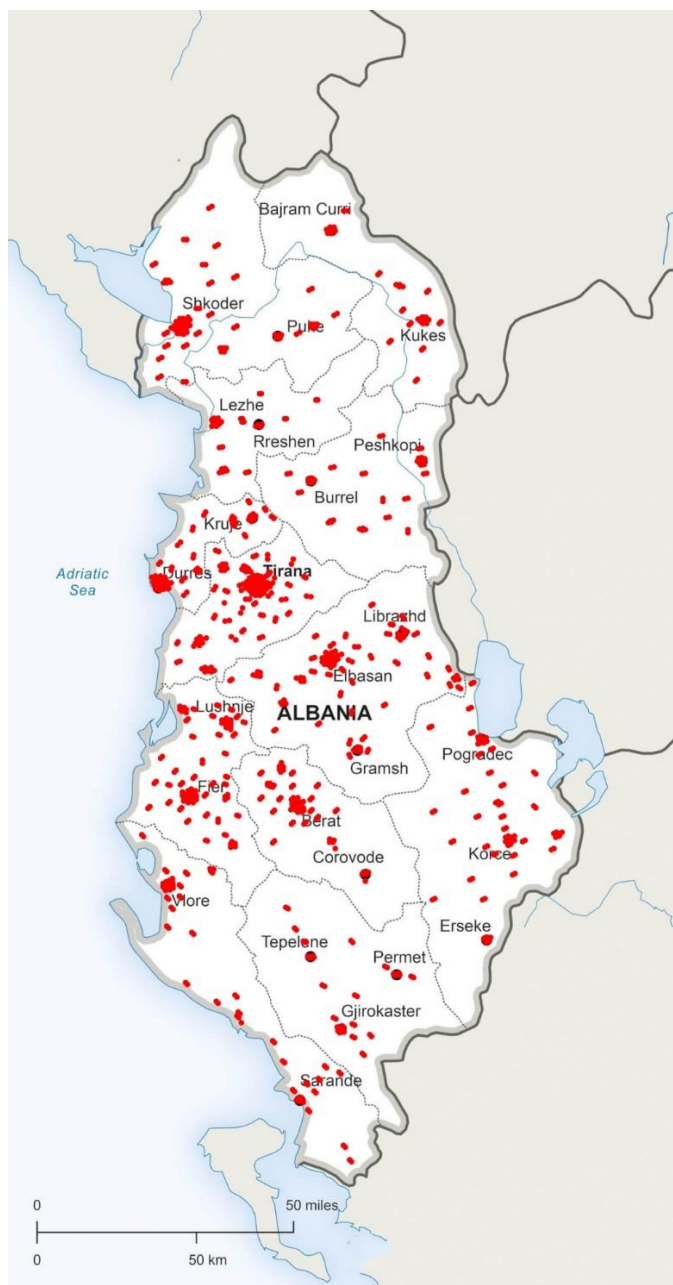
Generally, the citizens living in the urban areas and those with university education tend to think of a higher influence of the organised crime.



Graph 89. Opinion on the influence of organized crime in the media reporting

Annex 1

MAP OF THE GEOGRAPHICAL DISTRIBUTION OF THE SAMPLE



Annex 2

SAMPLE DISTRIBUTION ACROSS 61 MUNICIPALITIES

	Municipality	Percentage
1.	Belsh	0,6
2.	Berat	2,2
3.	Bulqizë	1,0
4.	Cerrik	0,9
5.	Delvinë	0,3
6.	Devoll	1,1
7.	Dibër	1,9
8.	Divjakë	1,1
9.	Dropull	0,7
10.	Durrës	6,9
11.	Elbasan	4,7
12.	Fier	4,1
13.	Finiq	0,2
14.	FushëArrëz	0,3
15.	Gjirokastër	0,6
16.	Gramsh	0,9
17.	Has	0,6
18.	Himarë	0,5
19.	Kamëz	2,8
20.	Kavajë	1,3
21.	Kelcyrë	0,2
22.	Klos	0,6
23.	Kolonjë	0,4
24.	Konispol	0,3
25.	Korçë	2,8
26.	Krujë	2,0
27.	Kuçovë	1,3
28.	Kukës	1,9
29.	Kurbin	1,6
30.	Lezhë	2,1
31.	Libohovë	0,2
32.	Librazhd	0,7

33.	Lushnjë	2,6
34.	Malësi e Madhe	1,0
35.	Maliq	1,5
36.	Mallakastër	0,9
37.	Mat	0,9
38.	Memaliaj	0,3
39.	Mirditë	0,9
40.	Patos	0,9
41.	Peqin	0,8
42.	Përmet	0,4
43.	Pogradec	2,0
44.	Poličan	0,3
45.	Prrenjas	0,6
46.	Pukë	0,3
47.	Pustec	0,2
48.	Roskovec	0,6
49.	Rrogozhinë	0,7
50.	Sarandë	1,1
51.	Selenicë	0,6
52.	Shijak	0,8
53.	Shkodër	5,4
54.	Skrapar	0,5
55.	Tepelenë	0,3
56.	Tiranë	23,4
57.	Tropojë	0,8
58.	Ura Vajgurore	0,8
59.	Vau i Dejës	1,0
60.	Vlorë	3,0
61.	Vorë	1,0
Total		100

Annex 3 - SURVEY QUESTIONNAIRE

1. How old are you?

- 18–34
- 35–49
- 50–64
- 65 or over

2. Your gender?

- Male
- Female

3. What is your ethnicity?

- Albanian
- Greek
- Macedonian
- Aromanian
- Other

4. What level of education have you completed?

- 0-9 years (compulsory education)
- Secondary school
- University education
- Postgraduate education

5. What is your occupation?

- Worker (unskilled worker)
- Specialist/Education
- Manager/Leader
- Farmer/Stockbreeder
- State employee
- Self-employed
- Retired
- Unemployed (searching for a job)
- Staying at home
- Student

6. Your residence location is in a:

- City
- Suburb
- Village

7. Which do you think is currently the most serious (No.1) security threats to Albania?

- War with other countries
- Terrorism

Corruption
Organised crime
Pandemics
Foreign migrants
Cyber crime
Climate change
Natural disasters

8. Apart to the threat No. 1, which do you think is currently the second most serious security threats to Albania?

War with other countries
Terrorism
Corruption
Organised crime
Pandemics
Foreign migrants
Cyber crime
Climate change
Natural disasters

9. Are you concerned about the latest developments in Albania for your future personal security?

Yes
No
DK/RA

10. Which of these areas will be negatively affected by Russia's aggression in Ukraine?

Energy / Fuels
Economy
Migration
Cyber security
Other
DK/RA

11. Are you concerned about the latest developments in the world for your personal future security?

Yes
No
DK/RA

12. Do you think that the recent events in Albania and in the world can have a negative impact on the younger generations in their future lives?

Yes
No
DK/RA

13. In view of the increasing tensions, do you think war between Russia and the West is likely?

Yes
No
DK/RA

14. Do you think Western countries needs to improve relations with Russia or impose more sanctions?

Improve relations
Impose more sanctions
DK/RA

15. Who do you think has more responsibility for the aggravation of the situation and war in Ukraine?

U.S.
NATO countries
Ukraine
Russia
DK/RA

16. Do you think Russia is a threat to security of Albania?

Yes
No
DK/RA

17. Do you think China is a threat to security of Albania?

Yes
No
DK/RA

18. Do you think Iran is a threat to security of Albania?

Yes
No
DK/RA

19. To what extent does Russia's action on Ukraine pose a security threat to the Albania?

Very large threat
A large threat
A small threat
Very small threat
No threat at all
DK/RA

20. Do you agree the Albanian government actions in support of Ukraine?

Agree
Disagree
DK/RA

21. What is the influence of NATO on Albania's security?

Very positive
Positive
Neutral
Negative
Very Negative
DK/RA

22. What is the influence of the EU on Albania's security?

Very positive
Positive
Neutral
Negative
Very Negative
DK/RA

23. What is the influence of OSCE on Albania's security?

Very positive
Positive
Neutral
Negative
Very Negative
DK/RA

24. Which of the following countries Albania should give top priority relations??

USA
Germany
China
Russia
UK
France
Turkey
Italy
Other

25. Apart first priority country, which other country Albania should give top priority relations?

USA
Germany
China

Russia
UK
France
Turkey
Italy
Other

26. Which of the following countries currently offers Albania the best relations?

USA
Germany
China
Russia
UK
France
Turkey
Italy
Other

27. How do you think Albania's relations with NATO will be in the next 5-10 years?

The same
Stronger
Weaker
DK/RA

28. How do you think Albania's relations with the EU will be in the next 5-10 years?

The same
Stronger
Weaker
DK/RA

29. How do you think Albania's relations with the OSCE will be in the next 5-10 years?

The same
Stronger
Weaker
DK/RA

30. Which of the following international organisations Albania should prioritise relations with?

OSCE
NATO
EU
UN
DK/RA

31. Are the relations between the Balkan states currently affected by the lack of cooperation?

- Yes
- No
- DK/RA

32. Should Albania develop closer cooperation with all Balkan countries, or only with a few (to face security threats)?

- With all
- With some
- DK/RA

33. Do you agree that greater cooperation between Albania and Serbia will lead to greater stability of the Balkans?

- Yes
- No
- DK/RA

34. Do you think security in the Balkans will improve over the next 5 year?

- Yes
- No
- DK/RA

35. What do you think prevents the reconciliation and peace building in the Balkans?

- Peoples of the Balkan feel insecure about each other
- Politicians who benefit from perpetuation of conflict
- Religious differences
- Ethnic differences
- Big powers meddling
- DK/RA

36. What are the security challenges for which Albania should cooperate more closely with the countries of the Balkan region?

- Cyber crime
- Natural disasters
- Organized crime
- Terrorism
- Other

37. To what extent does Russia's action on Ukraine pose a security threat to the Balkans?

- Very big threat
- A big threat
- A small threat
- Very small threat

No threat at all
DK/RA

38. Which of the Western Balkan countries you see as a threat to the security of Albania?

Serbia
Greece
Montenegro
Croatia
North Macedonia
Bosnia and Herzegovina
No threat at all
DK/RA

39. Can Albania protect its sovereignty and security without the help of allied countries?

Yes
No
DK/RA

40. How much will the security and sovereignty of Albania depend on the allied countries in the next 5-10 years?

More dependent than currently
Same dependent than currently
Less dependent than currently
DK/RA

41. Do you agree that Albania should strengthen its Defence Sector and Armed Forces?

Yes
No
DK/RA

42. Do you agree that Albania should strengthen its Police Force?

Yes
No
DK/RA

43. Do you agree that Albania should strengthen its Intelligence Services?

Yes
No
DK/RA

44. Do you agree that Albania should strengthen its Diplomacy?

Yes
No
DK/RA

- 45. Do you think Albania has the status it deserves in the world, in comparison with other countries?**
Yes
No
DK/RA
- 46. To improve its status in the world, should Albania invest more in the economic and social development or on the security sector?**
Economic and social development
Security sector
DK/RA
- 47. Should Albania participate militarily in the defence of Ukraine?**
Should participate
Should not participate
DK/RA
- 48. Do you think that women / girls are as safe in everyday life as men / boys in Albania?**
Yes
No
DK/RA
- 49. Do you think that domestic violence is mainly directed against women / girls?**
Yes
No
DK/RA
- 50. Do you think that violence against women / girls in general in Albania is a worrying phenomenon?**
Yes
No
DK/RA
- 51. Do you think there are protective policies and laws to guarantee equal security for men and women?**
Yes
No
DK/RA
- 52. Do you think that greater economic empowerment of women / girls would reduce domestic violence?**
Yes
No
DK/RA

53. Do you think women/girls are adequately represented in the police services?

Yes
No
DK/RA

54. Do you think women/girls are adequately represented in the armed forces?

Yes
No
DK/RA

55. Do you agree with increasing the representation of women / girls in the police services?

Yes
No
DK/RA

56. Do you agree with increasing the representation of women / girls in the armed forces?

Yes
No
DK/RA

57. Do you agree that women / girls have equal opportunities to join the police service?

Yes
No
DK/RA

58. Are women / girls adequately represented at management / leadership levels in the police service?

Yes
No
DK/RA

59. Are women / girls adequately represented in politics?

Yes
No
DK/RA

60. Are women / girls adequately represented in public administration?

Yes
No
DK/RA

61. Are men more suitable to perform the functions in the police services?

Yes
No
DK/RA

62. Are men more suitable to perform the functions in the armed forces?

Yes
No
DK/RA

63. Are women/girls as prone as men to be involved in organized crime?

More prone
Less prone
The same
DK/RA

64. Are women/girls as prone as men to be involved in corruption?

More prone
Less prone
The same
DK/RA

65. Corruption in Albania is a threat:

Very small
Small
Large
Very large
DK/RA

66. Compared to 5 years ago, corruption today is:

Significantly increased
Increased
The same
Reduced
Significantly reduced
DK/RA

67. Do you think that in the coming years corruption will be at levels?

Higher
The same
Lower
DK/RA

68. Who do you think is responsible for the continuity of corruption?

Politicians
Public administration

Businesses
Citizens
DK/RA

69. What do you think is the main cause of corruption?

Tolerance by the general public
The power of the oligarchs
The weakness of democracy
Weakness of the institutions
DK/RA

70. Do you think that corruption is so deeply ingrained that denouncing it will not bring any change?

Completely agree
Partly agree
Disagree
DK/RA

71. Do you think political parties receive funding from businesses in exchange of favours?

Yes
Perhaps
No
DK/RA

72. Do you think political parties receive funding from organised crime?

Yes
Perhaps
No
DK/RA

73. Has corruption in public administration employment increased in the last 3 years?

Significantly increased
Increased somewhat
The same
Reduced somewhat
Significantly reduced
DK/RA

74. Has corruption in procurements increased in the last 3 years?

Significantly increased
Increased somewhat
The same
Reduced somewhat
Significantly reduced
DK/RA

75. Does organized crime use corruption as a form of influencing political decision-making?

- Yes
- Perhaps
- No
- DK/RA

76. Does organized crime influence decision-making of the central government?

- Yes
- Perhaps
- No
- DK/RA

77. Does organized crime influence decision-making of the local government?

- Yes
- Perhaps
- No
- DK/RA

78. Does organized crime influence decision-making of the prosecutions?

- Yes
- Perhaps
- No
- DK/RA

79. Does organized crime influence decision-making of the courts?

- Yes
- Perhaps
- No
- DK/RA

80. Does organized crime influence the media reporting?

- Yes
- Perhaps
- No
- DK/RA

81. Over the past three years, the overall transparency of the institutions has:

- Significantly increased
- Increased somewhat
- The same
- Reduced somewhat
- Significantly reduced
- DK/RA

82. Over the past three years, the overall fight against corruption is:

- Significantly increased
- Increased somewhat
- The same
- Reduced somewhat
- Significantly reduced
- DK/RA

83. Do you think that the government is serious in the fight against corruption?

- Yes
- Perhaps
- No
- DK/RA

84. Do you think that because of the vetting there is less corruption in the judiciary?

- Yes
- Perhaps
- No
- DK/RA

85. Do you think that Anticorruption Courts are serious in the fight against corruption?

- Yes
- Perhaps
- No
- DK/RA

86. Do you think that SPAK is serious in the fight against corruption?

- Yes
- Perhaps
- No
- DK/RA

87. Do you think that the judicial system is totally dependent on the government?

- Yes
- Perhaps
- No
- DK/RA

88. Do you think that in the last 5 years the government institutions have been more transparent in the decision making?

- Yes
- Perhaps
- No
- DK/RA

89. Do you think that increasing the salaries of civil servants will reduce corruption?

- Yes
- Perhaps
- No
- DK/RA

90. Do you think that increasing the salaries of police officers will reduce corruption?

- Yes
- Perhaps
- No
- DK/RA

91. Do you think that the digitalisation of services (e-Albania) has contributed to reducing corruption?

- Yes
- Perhaps
- No
- DK/RA

92. From what you have tried or heard, is effective the portal "With you the Albania we want" in reducing corruption?

- Very effective
- Effective
- Somewhat effective
- Ineffective
- Very ineffective
- DK/RA

93. Do you think that the establishment of the State Cadastre Agency will have a positive impact on the fight against corruption in property matters?

- Yes
- Perhaps
- No
- DK/RA

94. How would you rate the contribution of SPAK in the fight against corruption?

- Very significant
- Significant
- Neutral
- Insignificant
- Very insignificant
- DK/RA

95. Do you think that the National Bureau of Investigation will be effective?

Yes
Perhaps
No
DK/RA

96. How would you rate the contribution of State Police in the fight against corruption?

Very significant
Significant
Neutral
Insignificant
Very insignificant
DK/RA

97. Do you think that the system for the control of the assets and conflict of interest of the public officials is effective?

Yes
Perhaps
No
DK/RA

98. Do you think that those public administration officials who denounce corruption are respected and protected by the system?

Yes
Perhaps
No
DK/RA

99. How much trust do you have in the process of vetting of judges and prosecutors?

A lot of trust
Somewhat
Little trust
Don't trust at all
DK/RA

100. Do you think that vetting of politicians would reduce corruption?

Yes
Perhaps
No
DK/RA

101. Do you think that strengthening the integrity of public institutions will reduce corruption?

Yes
Perhaps
No
DK/RA

102. Do you know / have you heard of the law "On the protection of whistle-blowers"?

Yes

No

103. Do you think that the Law "On Protection of Whistle-blowers" has helped in the fight against corruption?

Yes

Perhaps

No

DK/RA

104. Do you think that more awareness and education on corruption will contribute to reduce it?

Yes

Perhaps

No

DK/RA

105. Do you think that illicit enrichment should be made a crime in the Criminal Code?

Yes

Perhaps

No

DK/RA

106. Do you think that reporting corruption should be a legal obligation for all civil servants?

Yes

Perhaps

No

DK/RA

107. How would you rate the contribution of the EU in the fight against corruption?

Very significant

Significant

Neutral

Insignificant

Very insignificant

DK/RA

108. How would you rate the contribution of the USA in the fight against corruption?

Very significant

Significant

Neutral
Insignificant
Very insignificant
DK/RA

109. Do you think that the recommendations of international institutions are being implemented in the country (Such as the EU, US, etc)?

Yes
Perhaps
No
DK/RA

110. Who do you think plays the most important role in the fight against corruption?

The Government
The Parliament
The Public Administration
General Directorate against Corruption in the Ministry of Justice
The State Police
Police Oversight Agency
SPAK
The Media
The Civil Society Organizations
DK/RA

111. Which of those do you wish to play a greater role in the fight against corruption?

The Government
The Parliament
The Public Administration
General Directorate against Corruption in the Ministry of Justice
The State Police
Police Oversight Agency
SPAK
The Media
The Civil Society Organizations
DK/RA

112. If you were to report/denounce a case of corruption, where would you report it?

To the General Directorate against Corruption in the Ministry of Justice
To the State Police
To the Police Oversight Agency
To SPAK
To the media
To the Civil Society Organizations
DK/RA

113. If you were to report a corruption case, would you be afraid of any consequences?

- Yes
- No
- DK/RA

114. How do you consider ordinary citizens who report / denounce corruption?

- Concerned/engaged citizens
- Informers (Snitches)
- DK/RA

115. Do you think that those public administration officials who denounce corruption should be more protected?

- Yes
- Perhaps
- No
- DK/RA

116. Do you think that those public administration officials who denounce corruption should be financially compensated for the denunciation of corruption?

- Yes
- Perhaps
- No
- DK/RA

117. Do you think that the persons who report corrupt acts should be given special protection?

- Yes
- Perhaps
- No
- DK/RA

118. Municipality where the respondent lives

- 1.Belsh
- 2.Berat
- 3.Bulqiza
- 4.Cerrik
- 5.Delvina
- 6.Devoll
- 7.Diber
- 8.Divjaka
- 9.Dropull
- 10.Durres

11.Elbasan
12.Fier
13.Finiq
14.Fushe-Arrez
15.Gjirokaster
16.Gramsh
17.Has
18.Himara
19.Kamez
20.Kavaja
21.Kelcyra
22.Klos
23.Kolonja
24.Konispol
25.Korca
26.Kruje
27.Kucova
28.Kukes
29.Kurbin
30.Lezha
31.Libohova
32.Librazhd
33.Lushnja
34.Malesi e Madhe
35.Maliq
36.Mallakaster
37.Mat
38.Memaliaj
39.Mirdita
40.Patos
41.Peqin
42.Permet
43.Pogradec
44.Poliçan
45.Prrenjas
46.Puka
47.Pustec
48.Roskovec
49.Rrogozhina
50.Saranda
51.Selenica
52.Shijak
53.Shkoder
54.Skrapar
55.Tepelena
56.Tirana

- 57.Tropoja
- 58.Ura Vajgurore (Dimal)
- 59.Vau i Dejes
- 60.Vlora
- 61.Vora

119. County where the respondent lives

- 1.Berat
- 2.Dibër
- 3.Durrës
- 4.Elbasan
- 5.Fier
- 6.Gjirokastër
- 7.Korçë
- 8.Kukës
- 9.Lezhë
- 10.Shkodër
- 11.Tiranë
- 12.Vlorë

ALBANIAN SECURITY BAROMETER NATIONAL SURVEY



Center
for the Study
of Democracy
and Governance

